

UNIVERSITY OF JAMMU

(NAAC ACCREDITED A++ GRADE UNIVERSITY)

Baba Sahib Ambedkar Road, Jammu-180006 (J&K)

Email: academicsectionju14@gmail.com

NOTIFICATION

(25/Sept./Adp/17)

In partial modification to earlier notification No. F.Acd/III/24/12988-13008 dated: 07-12-2024, the Vice-Chancellor, in anticipation of the approval of the Competent Bodies, has been pleased to authorize the adoption of revised syllabi of **MS Ophthalmology** Based on National Medical Commission (NMC) Guidelines, (as given in the Annexure) for the Examinations to be held in the year 2025-26, 2026-27 and 2027-28.

The Syllabus is available on the University Website:
www.jammuuniversity.ac.in

-Sd-

Dean Academic Affairs

No. F.Acd/III/25/10356-370
Dated: 25/9/25

Copy for information & necessary action to:-

1. Dean Faculty of Medical Sciences
2. Principal, Govt. Medical College, Jammu.
3. Sr. P.A. to Controller of Examination.
4. Director, CITES & M, **with the request to kindly direct the concerned to upload the same on the University website.**
5. Principal, ASCOM, Jammu
6. All members of the Board of Studies.
7. C.A to C.E
8. Joint/Deputy/Assistant Registrar (Exams. Prof. /Confidential/ Evaluation Prof.)
9. Office copy.

Bhupendra
25/9/25
Joint Registrar (Academic)

B

25/9/25

25/9/25

Course Content

Title: MS Ophthalmology (Theory & Practical/Clinical)

Course: MS Ophthalmology Examination to be held in 2025-26, 26-27, 27-28

No. of Papers: Four Papers of 100 Marks each

Couse Code: Paper I MSOP000001, Paper II MSOP000002, Paper III MSOP000003, Paper IV MSOP000004

Title: MS Ophthalmology

Maximum Marks: 800

Theory Paper I Marks: 100

Paper II Marks: 100

Paper III Marks: 100

Paper IV Marks: 100

Practical/Clinical +Viva: Marks: 400

Based on National Medical Commission's (NMC) Guidelines for Competency Based Postgraduate Training Programme for MS in Ophthalmology.

Syllabus

Course Content:

These are only broad guidelines and are illustrative; there may be overlap between sections.

There shall be four theory papers of 100 marks each.

Paper I:

I. Basic Sciences related to Ophthalmology

1. Orbital and ocular anatomy
 - I. Gross anatomy
 - II. Histology
 - III. Embryology
2. Ocular Physiology
3. Ocular Pathology
4. Ocular Pharmacology
5. Ocular Biochemistry, General biochemistry, biochemistry applicable to ocular function
6. Ocular Microbiology, specific microbiology application to the eye
7. Immunology with particular reference to ocular immunology
8. Genetics in ophthalmology

II. Optics & Refraction

- a. Basic physics of optics
- b. Applied ophthalmic optics
- c. Applied optics including optical devices
- d. Disorders of Refraction
- e. Accommodation and its anomalies

Sanjeev
Dr. Sanjeev Gupta
Professor & HOD Orthopaedics
Govt. Medical College, Jammu

Prof. & HOD
Professor & HOD
Surgery Department
Govt. Medical College,
Jammu.

Prof. & Head
Prof. & Head
Department of Ophthalmology
Govt. Medical College, Jammu

Parmod Kalsotra
Dr. Parmod Kalsotra
MBBS, MS (AIIMS), DNB
Professor & Head, ENT
SMGS Hospital, GMC JAMMU

Course Content

Title: MS Ophthalmology (Theory & Practical/Clinical)

Course: MS Ophthalmology Examination to be held in 2025-26, 26-27, 27-28

No. of Papers: Four Papers of 100 Marks each

Course Code: Paper I MSOP000001, Paper II MSOP000002, Paper III MSOP000003, Paper IV MSOP000004

Title: MS Ophthalmology

Maximum Marks: 800

Theory Paper I Marks: 100

Paper II Marks: 100

Paper III Marks: 100

Paper IV Marks: 100

Practical/Clinical +Viva: Marks: 400

Paper II

Clinical Ophthalmology

- I. Disorders of the lids
- II. Disorders of the lacrimal system
- III. Disorders of the Conjunctiva
- IV. Disorders of the Sclera
- V. Disorders of the Cornea
- VI. Disorders of the Uveal Tract
- VII. Disorders of the Lens
- VIII. Disorders of Vitreous
- IX. Disorders of the Retina
- X. Disorders of the Optic Nerve and Visual Pathway
- XI. Disorders of the Orbit
- XII. Glaucoma
- XIII. Neuro-ophthalmology
- XIV. Paediatric ophthalmology
- XV. Strabismus and Amblyopia
- XVI. Ocular oncology
- XVII. Ocular Injuries

Sanjeev
Dr. Sanjeev Gupta
Professor & HOD Orthopaedics
Govt. Medical College, Jammu

Prof. & Head
Prof. & HOD Department of Ophthalmology
Surgery Department, Govt. Medical College, Jammu

Parmod
Dr. Parmod Kalsotra
MBBS, MS (AIIMS), DNB
Professor & Head, ENT
SMGS Hospital, GMC JAMMU

Course Content

Title: MS Ophthalmology (Theory & Practical/Clinical)

Course: MS Ophthalmology Examination to be held in 2025-26, 26-27, 27-28

No. of Papers: Four Papers of 100 Marks each

Couse Code: Paper I MSOP000001, Paper II MSOP000002, Paper III MSOP000003, Paper IV MSOP000004

Title: MS Ophthalmology

Maximum Marks: 800

Theory Paper I Marks: 100

Paper II Marks: 100

Paper III Marks: 100

Paper IV Marks: 100

Practical/Clinical +Viva: Marks: 400

Note for Paper Setting: The question paper will contain questions spread over the entire syllabus and the candidates will be required to attempt all questions.

Instructions for Paper Setters:

- 1) Paper I & II to be set by External Examiners and Paper III & IV by Internal Examiners. Each paper will carry 100 marks (Copy of syllabus enclosed)
- 2) All Questions are compulsory.
- 3) Attempt Questions in serial order.
- 4) Illustrate your answers with well labeled diagrams wherever necessary.

Distributions of Marks:

- 1) Long Answer Questions (LAQ)/Modified (Structured) Essay Type Questions (MEQ): 60 Marks in each paper.
- 2) Short Answer Type Questions (SAQ): 40 marks in each paper

Prof. & Head
Department of Ophthalmology
Govt. Medical College, Jammu

Sanyal
Dr. Sanyal Gupta
Professor & HOD Orthopaedics
Govt. Medical College, Jammu

Whe
Professor & HOD
Surgery Department,
Govt. Medical College
Jammu.

Kalsotra
Dr. Parmod Kalsotra
MBBS, MS (AIIMS), DNB
Professor & Head, ENT
SMGS Hospital, GMC JAMMU

Course Content

Title: MS Ophthalmology (Theory & Practical/Clinical)

Course: MS Ophthalmology Examination to be held in 2025-26, 26-27, 27-28

No. of Papers: Four Papers of 100 Marks each

Course Code: Paper I MSOP000001, Paper II MSOP000002, Paper III MSOP000003, Paper IV MSOP000004

Title: MS Ophthalmology

Maximum Marks: 800

Theory Paper I Marks: 100

Paper II Marks: 100

Paper III Marks: 100

Paper IV Marks: 100

Practical/Clinical +Viva: Marks: 400

The Post Graduate examination shall be in three parts:


1. Thesis:


Every postgraduate student shall carry out work on an assigned research project under the guidance of a recognized Post Graduate teacher, the result of which shall be written up and submitted in the form of a Thesis. Work for writing the Thesis is aimed at contributing to the development of a spirit of enquiry, besides exposing the post graduate student to the techniques of research, critical analysis, acquaintance with the latest advance in medical science and the manner of identifying and consulting available literature.


Thesis shall be submitted at least six months before the Theory and Clinical/ Practical examination. The thesis shall be examined by a minimum of three examiners; one internal and two external examiners, who shall not be the examiner for theory and Clinical examination. A post graduate student shall be allowed to appear for the Theory and Practical/Clinical examination only after the acceptance of the Thesis by the examiners.


2. Theory Examination:

The examinations shall be organised on the basis of 'Marking system' to evaluate and to certify post graduate student's level of knowledge, skill and competence at the end of the training. Obtaining a minimum of 50% marks in 'Theory' as well as 'Practical' separately shall be mandatory for passing examination as a whole. The examination for M.D./MS shall be held at the end of 3rd academic year.


Prof. & Head
Department of Ophthalmology
Govt. Medical College, Jammu


Dr. Sanjay Gupta
Professor & HOD Orthopaedics
Govt. Medical College, Jammu


Professor
Surgery Department,
Govt. Medical College
Jammu.


Dr. Parmod Kalsotra
MBBS, MS (AIIMS), DNB
Professor & Head, ENT
SMGS Hospital, GMC JAMMU

Course Content

Title: MS Ophthalmology (Theory & Practical/Clinical)

Course: MS Ophthalmology Examination to be held in 2025-26, 26-27, 27-28

No. of Papers: Four Papers of 100 Marks each

Course Code: Paper I MSOP000001, Paper II MSOP000002, Paper III MSOP000003, Paper IV MSOP000004

Title: MS Ophthalmology

Maximum Marks: 800

Theory Paper I Marks: 100

Paper II Marks: 100

Paper III Marks: 100

Paper IV Marks: 100

Practical/Clinical +Viva: Marks: 400


3. Clinical/ Practical and Oral/Viva Voice Examination

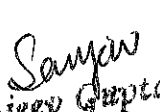
A. Clinical: 300 Marks


- i. One Long case- 100 marks
- ii. Two short cases with different problems- 50 marks each
- iii. Two fundus cases- 25 marks
- iv. One refraction case – 25 marks
- v. OSCE – 25 marks


B. Oral/Viva voice Examination shall be comprehensive enough to test the post graduate student's overall knowledge of the subject and shall include: 100 marks.

- i. Instruments
- ii. Pathology specimens
- iii. Drugs, X-rays, USG/OCT/CT/MRI Scans etc.
- iv. Visual fields and other ophthalmic diagnostic charts.
- v. Five per cent of mark of total marks of Clinical/Practical and Viva Voce marks (20 marks) will be of dissertation/thesis and it will be part of clinical/practical examination marks. External examiner outside the state will evaluate dissertation/ thesis and take viva voce on it and marks will be given on quality of dissertation/thesis and performance on its viva voce.


Prof. & Head
Department of Ophthalmology
Govt. Medical College, Jammu


Dr. Sanjeev Gupta
Professor & HOD Orthopaedics
Govt. Medical College, Jammu


Professor & HOD
Surgery Department,
Govt. Medical College,
Jammu.


Dr. Parmod Kalsotra
MBBS, MS (AIIMS), DNB
Professor & Head, ENT
SMGS Hospital, GMC JAMMU

Course Content

Title: MS Ophthalmology (Theory & Practical/Clinical)

Course: MS Ophthalmology Examination to be held in 2025-26, 26-27, 27-28

No. of Papers: Four Papers of 100 Marks each

Couse Code: Paper I MSOP000001, Paper II MSOP000002, Paper III MSOP000003, Paper IV MSOP000004

Title: MS Ophthalmology

Maximum Marks: 800

Theory Paper I Marks: 100

Paper II Marks: 100


Paper III Marks: 100


Paper IV Marks: 100


Practical/Clinical +Viva: Marks: 400

Pass Criteria:

1. Passing Minimum for Theory 200/400.
2. Passing minimum for Practical/Clinical including Viva voce 200/400
3. The candidate shall secure not less than 50% marks in each head of passing which shall include
 1. Theory – aggregate 50% (In addition, in each Theory paper a candidate has to secure minimum of 40%)
 2. Practical/Clinical and Viva voce - aggregate 50%
 3. If any candidate fails even under one head, he/she has to re-appear for both Theory and Practical/Clinical and Viva voce examination.
 4. No grace mark is permitted in post-graduate examination either for theory or for practical.


Prof. & Head
Department of Ophthalmology
Govt. Medical College, Jammu


Dr. Sanjeev Gupta
Professor & HOD Orthopaedics
Govt. Medical College, Jammu


Dr. Parmod Kalsotra
MBBS, MS (AIIMS), DNB
Professor & Head, ENT
SMGS Hospital, GMC JAMMU

Course Content

Title: MS Ophthalmology (Theory & Practical/Clinical)

Course: MS Ophthalmology Examination to be held in 2025-26, 26-27, 27-28

No. of Papers: Four Papers of 100 Marks each

Couse Code: Paper I MSOP000001, Paper II MSOP000002, Paper III MSOP000003, Paper IV MSOP000004

Title: MS Ophthalmology

Maximum Marks: 800

Theory Paper I Marks: 100

Paper II Marks: 100

Paper III Marks: 100


Paper IV Marks: 100


Practical/Clinical +Viva: Marks: 400


LOGBOOK


Instructions:

- 1) This logbook is prepared as per the guidelines of National Medical Commission (NMC) for implementation of competency-based curriculum for MS Ophthalmology.
- 2) Students are instructed to keep their logbook entries up to date.
- 3) The logbook shall be checked and assessed periodically by the Faculty member (guide) imparting the training


Prof. & Head
Department of Ophthalmology
Govt. Medical College, Jammu


Dr. Sanjeev Gupta
Professor & HOD Orthopaedics
Govt. Medical College, Jammu


Professor & HOD
Surgery Department,
Govt. Medical College,
Jammu.


Dr. Parmod Kalsotra
MBBS, MS (AIIMS), DNB
Professor & Head, ENT
SMGS Hospital, GMC JAMMU

Course Content

Title: MS Ophthalmology (Theory & Practical/Clinical)

Course: MS Ophthalmology Examination to be held in 2025-26, 26-27, 27-28

No. of Papers: Four Papers of 100 Marks each

Couse Code: Paper I MSOP000001, Paper II MSOP000002, Paper III MSOP000003, Paper IV MSOP000004

Title: MS Ophthalmology

Maximum Marks: 800

Theory Paper I Marks: 100

Paper II Marks: 100

Paper III Marks: 100

Paper IV Marks: 100

Practical/Clinical +Viva: Marks: 400

Name of the College

Admission Year: _____

CERTIFICATE


This is to certify that Mr/Ms. _____

Roll No. _____ has satisfactorily attended/ Completed all assignments mentioned in this logbook as per the guidelines prescribed by National Medical Commission (NMC) for MS Ophthalmology.


Date:...../...../.....


Place:.....


Guide


Prof. & Head
Department of Ophthalmology
Govt. Medical College, Jammu

**Professor and Head
Department of Ophthalmology**


Dr. Sanjeev Gupta
Professor & HOD Orthopaedics
Govt. Medical College, Jammu


Professor & HOD
Surgery Department,
Govt. Medical College,
Jammu.


Dr. Parmod Kalsotra
MBBS, MS (AIIMS), DNB
Professor & Head, ENT
SMGS Hospital, GMC JAMMU

Course Content

Title: MS Ophthalmology (Theory & Practical/Clinical)

Course: MS Ophthalmology Examination to be held in 2025-26, 26-27, 27-28

No. of Papers: Four Papers of 100 Marks each

Couse Code: Paper I MSOP000001, Paper II MSOP000002, Paper III MSOP000003, Paper IV MSOP000004

Title: MS Ophthalmology

Maximum Marks: 800

Theory Paper I Marks: 100

Paper II Marks: 100

Paper III Marks: 100

Paper IV Marks: 100

Practical/Clinical +Viva: Marks: 400


Competency Based Medical Education


Subject: MS Ophthalmology


Learning Resource Material


Books Recommended:

1. Ophthalmic Surgery: Principles and Techniques. Blackwell Science. Albert DM.
2. Principles and Practice of Ophthalmology. Albert DM, Jakobiec. W B Saunders
3. Principles & Practice of Ophthalmology. Gholam A Paymen
4. The Current American Academy of Ophthalmology Basic and Clinical Science Course (13 volumes)
5. Duke Elder's Practice of Refraction. Abrams D. Churchill Livingstone.
6. Text book of Ophthalmology. Yanoff and Duker
7. Retina. Stephen J Ryan:
8. Ophthalmic Ultrasound: Sandra Byrne and Ronald Green.
9. Cornea: Fundamentals, Diagnosis, and Management. Krachmer JH, Mannis MJ, Holland EJ. Mosby Elsevier.
10. Ophthalmology. Yanoff N, Duker JS. Mosby Elsevier.
11. Review of Ophthalmology. Friedman NJ, Kaiser PK, Trattler WB. Elseview Saunders, Philadelphia.
12. Corneal Transplantation. Vajpayee RB. Jaypee Brothers Medical Publishers (P) Ltd, New Delhi.
13. Fundamentals of Clinical Ophthalmology Series. Coster D. Cornea. Blackwell Publishing Limited.
14. The Contact Lens Manual. A practical guide to fitting. Gasson A, Morris A J. Butterworth Heinemann Elsevier.
15. Steinert's cataract surgery.
16. Shields Text book of glaucoma
17. Smith and Nozik : Uvea
18. Rootman's diseases of the orbit


Prof. & Head
Department of Ophthalmology
Govt. Medical College, Jammu


Dr. Sanjeev Gupta
Professor & HOD Orthopaedics
Govt. Medical College, Jammu


Professor & HOD
Surgery Department,
Govt. Medical College,
Jammu.


Dr. Parmod Kalsotra
MBBS, MS (AIIMS), DNB
Professor & Head, ENT
SMGS Hospital, GMC JAMMU

Course Content

Title: MS Ophthalmology (Theory & Practical/Clinical)

Course: MS Ophthalmology Examination to be held in 2025-26, 26-27, 27-28

No. of Papers: Four Papers of 100 Marks each

Couse Code: Paper I MSOP000001, Paper II MSOP000002, Paper III MSOP000003, Paper IV MSOP000004

Title: MS Ophthalmology

Maximum Marks: 800

Theory Paper I Marks: 100

Paper II Marks: 100

Paper III Marks: 100

Paper IV Marks: 100

Practical/Clinical +Viva: Marks: 400

19. Eyelid, conjunctival and orbital tumors. An atlas and textbook. Shields JA, Shields CL. Philadelphia: Lippincott Williams & Wilkins.
20. Intraocular tumors. An atlas and textbook. Shields JA, Shields CL.
21. Pediatric Ophthalmology. Taylor and Hoyt: Saunders Ltd.
22. Management of Strabismus and Amblyopia. Pratt-Johnson and Tilson: Thieme Verlag.
23. Handbook of Pediatric Eye and Systemic disease. Wright, Spiegel and Thompson.
24. Binocular Vision and Ocular Motility. Theory and Management of Strabismus. Von Noorden GK. Mosby.
25. Surgical Management of Strabismus. Helveston:
26. Strabismus: A Decision Making Approach. Von Noorden and Helveston:
27. Thyroid Eye Diseases. Char DR. Williams and Wilkins, Baltimore. 17
28. A Manual of Systematic Eyelid Surgery. Collin JRO (ed). Churchill Livingstone, Edinburgh.
29. Refractive Surgery. Agarwal A, Agarwal A, Jacob Soosan. Jaypee.
30. LASIK Complications, Prevention and management. Gimbel HV, Penno EEA. Slack Inc.
31. Management of Complications of Refractive Surgery. Alio JL, Azar DT. Springer.
32. Quality of Vision: Essential Optics for the Cataract and Refractive Surgeon. Holladay JT. Slack Inc.
33. Ocular Pharmacology: Havener
34. Anatomy: Wolff's Anatomy of the Eye and Orbit
35. Physiology: Adler's Physiology of the Eye
36. Textbook of Ophthalmology (2 volumes). Easty DL, Sparrow JM. Oxford Oxford Medical Publications.
37. The Eye. Basic Sciences in Practice. Forrester JV, Dick AD, McMenamin PG, Lee WR. W B Saunders.
38. A Stereoscopic Atlas of Macular Diseases: Diagnosis and Treatment. Gass JDM.
39. Neuroophthalmology. Glaser JS. Lippincott Williams & Wilkins.
40. Clinical Ophthalmic Pathology. Harry J, Misson G. Butterworth/Heinemann.
41. Inherited Retinal Diseases. A Diagnostic Guide. Jimenez Sierra JM, Ogden TE, Van Boemel GB. Mosby.

Prof. & Head
Department of Ophthalmology
Govt. Medical College, Jammu

Dr. Sanjeev Gupta
Professor & HOD Orthopaedics
Govt. Medical College, Jammu

Professor & HOD
Surgery Department,
Govt. Medical College
Jammu.

Dr. Parmod Kalsotra
MBBS, MS (AIIMS), DNB
Professor & Head, ENT
SMGS Hospital, GMC JAMMU

Course Content

Title: MS Ophthalmology (Theory & Practical/Clinical)

Course: MS Ophthalmology Examination to be held in 2025-26, 26-27, 27-28

No. of Papers: Four Papers of 100 Marks each

Couse Code: Paper I MSOP000001, Paper II MSOP000002, Paper III MSOP000003, Paper IV MSOP000004

Title: MS Ophthalmology

Maximum Marks: 800

Theory Paper I Marks: 100

Paper II Marks: 100

Paper III Marks: 100

Paper IV Marks: 100

Practical/Clinical +Viva: Marks: 400

42. Clinical Ophthalmology. Kanski JJ. Butterworth/Heinemann.
43. ABC of Resuscitation. Colquhoun, M. C., Evans, T. R., Handley, A. J. BMJ Publishing Group.
44. Walsh and Hoyt's Clinical Neuroophthalmology (5 volumes). Miller NR, Newman NJ, Williams and Wilkins.
45. The human eye. Oyster CW Sinauer Associates. Sunderland. Massachusetts
46. Paediatric Ophthalmology. Taylor D. Blackwell Science.
47. Decision Making in Ophthalmology. Van Heuven WAJ, Zwann J. Mosby.
48. Parsons' Diseases of the eye. Sihota and Tandon.
49. Wills Eye Manual
50. International Council of Ophthalmology Residency Curriculum available at <http://www.icoph.org/>

Journals

05-10 international Journals and 10 national (all indexed) journals

Prof. & Head
Department of Ophthalmology
Govt. Medical College, Jammu

Dr. Sanjeev Gupta
Professor & HOD
Surgery Department,
Govt. Medical College,
Jammu.

Dr. Parmod Kalsotra
MBBS, MS (AIIMS), DNB
Professor & Head . ENT
SMGS Hospital, GMC JAMMU