

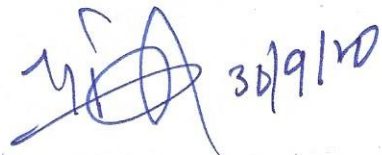

UNIVERSITY OF JAMMU

(NAAC ACCREDITED A + GRADE UNIVERSITY)
Baba Sahib Ambedkar Road, Jammu-180006 (J&K)

NOTIFICATION **(20/Oct/Adp/30)**

It is hereby notified for the information of all concerned that the Vice-Chancellor, in anticipation of the approval of the Competent Bodies, has been pleased to authorize the adoption of Statutes & Syllabi governing the degree of **M.Sc. Nursing** from the Academic Session **2020-21 onwards** as given in the **Annexure-I & II**.

The Statutes & Syllabi of the course is available on the University Website: www.jammuuniversity.ac.in.


30/9/20
DEAN ACADEMIC AFFAIRS


No. F.Acd/III/20/2345-50
Dated: 01/10/2020

Copy for information & necessary action to:-

1. Dean Faculty of Medical Sciences
2. Principal, BEE ENN College of Engineering, Chak Bhalwal, Jammu
3. C.A to the Controller of Examinations
4. Assistant Registrar (Exams/Confidential)
5. Incharge University Website

UNIVERSITY OF JAMMU

STATUTES GOVERNING THE AWARD OF M.SC NURSING DEGREE COURSE

1. DURATION OF THE COURSE:

The duration of the course of instruction leading to the degree of M.Sc Nursing shall be two academic years. The examination shall be held in two parts i.e. Part- I at the end of the course of First year, Part- II at the end of the course of Second year (Final).

2. DETAIL OF WORKING/HOLIDAYS:

- a. Weeks available per year : 52 weeks
- b. Vacation : 4 weeks
- c. Examination : 2 weeks
- d. Gazetted holidays : 3 weeks
- e. Total weeks available : 43 weeks
- f. 40 hours per week : 1720 hours

Total hours for 2 years 3440 hours

3. ELIGIBILITY FOR ADMISSION:

- a. The candidate should be a Registered Nurse and Registered midwife or equivalent with any State Nursing Registration Council.

- b. The minimum education requirements shall be the passing of: B.Sc. Nursing / B.Sc. Hons. Nursing / Post Basic B.Sc. Nursing with minimum of 55% aggregate marks.
- c. The candidate should have undergone in B.Sc. Nursing / B.Sc. Hons. Nursing / Post Basic B.Sc. Nursing in an institution which is recognized by Indian Nursing Council.
- d. Minimum one year of work experience after Basic B.Sc. Nursing.
- e. Minimum one year of work experience prior or after Post Basic B.Sc.Nursing.
- f. Candidate shall be medically fit.
- g. 5% relaxation of marks for SC/ST candidates may be given.

4. COURSE OF INSTRUCTION:

FIRST YEAR

Subject	Theory (hrs)	Practical (hrs)
Nursing Education	150	150
Advance Nursing Practice	150	200
Nursing Research and Statistics	150	100
*Clinical speciality – I	150	650
Total	600	1100

SECOND YEAR

Subject	Theory (hrs)	Practical (hrs)
Nursing Management	150	150
Nursing Research (Dissertation)		300
*Clinical speciality -II	150	950
Total	300	1400

Educational visit 2 weeks

***Clinical Speciality** – Medical Surgical Nursing (Cardio Vascular & Thoracic Nursing, Critical care Nursing, Oncology Nursing, Neurosciences Nursing, Nephro-Urology Nursing, Orthopedic Nursing, Gastro Enterology Nursing), Obstetric & Gynaecological Nursing, Child Health (Paediatric) Nursing, Mental Health (Psychiatric) Nursing, Community Health Nursing.

Note:

- a. The medium of instruction and examination shall be English
- b. The candidates may choose any one of the clinical specialities/branches of study named above at the time of admission
- c. Students have to maintain log book for each activity during the course of study

5. SCHEME OF EXAMINATION:

	Theory			Practical		
FIRST YEAR	Hours	Internal	External	Hours	Internal	External
Nursing Education	3	25	75		50	50
Advance Nursing Practice	3	25	75			
Nursing Research and Statistics	3	25**	75*			
Clinical Speciality – I	3	25	75		100	100
Total		100	300		150	150
SECOND YEAR						
Nursing Management	3	25	75			
Dissertation & Viva					100	100
Clinical Speciality – II	3	25	75		100	100
Total		50	150		200	200

*Nursing Research = 50 and statistics = 25

****Nursing Research = 15 and statistics = 10**

Note:

- a. In case of combined subjects, minimum pass marks of 50% will be obtained as a combined score of sections under the same paper and a separate pass in each section is not mandatory.
- b. A candidate must pass in internal and external examinations in each of the papers separately.

c. Practical:

- i. 4 hours of practical examination per student
- ii. Maximum number of 10 students per day per speciality
- iii. The examination shall be held in clinical area only for clinical specialities
- iv. One internal and one external examiners shall jointly conduct practical examination

d. Dissertation:

- i. Evaluation of the dissertation shall be done by the examiner prior to viva
- ii. Duration: viva-voce minimum 30 minutes per student

e. Classification of results:

- i. 50% pass in each of the theory and practical separately.
- ii. 50-59% Second division
- iii. 60-74% first division

- iv. 75% and above is distinction
- v. For declaring the rank, aggregate of 2 years marks to be considered

6. RESEARCH GUIDES:

a) Qualification of Guide

Main guide: Nursing faculty / nursing expert in the same clinical speciality holding Ph.D./M.Phil/M.Sc. Nursing with a minimum of 3 years experience in teaching to the Post Graduates in Nursing.

Co-Guide: A Co-Guide is a nursing faculty/expert in the field of study (may be from outside the college but should be within the city)

b) Guide – Student Ratio

Maximum of 1:4 (including as co-guide)

c) Research Committee

There shall be a research committee in each college comprising of minimum 5 members chaired by the Principal, College of Nursing.

7. EXAMINATION:

There shall be one regular examination annually followed by biannual examination on such dates as approved by the Controller of examinations.

7.1 EXAMINATION FORMS:

The examination forms prescribed by the University along with the prescribed fee must reach the Controller of Examinations at least one month before the date of commencement of the regular examination. Late fee shall be charged if the forms and the fee are received thereafter.

The fee so prescribed is subject to the change as per the University notification from time to time.

Examination forms and fee for the biannual examination must reach the Controller of Examinations within one month after the declaration of result of regular examination. Late fee shall be charged if the forms and the fee are received thereafter.

7.2. ELIGIBILITY FOR THE EXAMINATION:

The Examination each year shall be open to:

- a) A regular student who produces the following certificates signed by the Principal of the College:
 - i. Certificate of good character.
 - ii. Certificate that the student attended the required number of lectures as prescribed under statutes.
 - iii. Certificate that the student has qualified the sessionals/ clinicals etc.

b) A candidate who was otherwise eligible to appear in the regular examination in particular year but:

- i. Could not appear or fill the examination form due to genuine reason (to be certified by an appropriate authority)
- ii. Was unable to pass the examination in any paper(s) can appear in the biannual/subsequent examination

C. A candidate who does not have adequate attendance to appear in the regular examination will take up the said examination in the biannual/subsequent session after acquiring the required attendance.

7.3 ATTENDANCE:

Subject to the Provisions of these statutes no candidate shall be eligible

- a. To appear in the examination unless he/she has minimum of 75% attendance (irrespective of the kind of the absence in theory and practical/clinical in each subject for appearing in the examination).
- b. For award of degree unless he/she has 100% attendance in each of practical areas.
- c. The teacher concerned shall submit the attendance statement of the concerned students to the Head of the Department/Principal within 5 days after the class work of the year is over.

- d. M.Sc nursing students shall attend conferences, workshops, seminars and do publication/presentation of papers during their study period.
- e. M.Sc Nursing students who do not have adequate attendance to appear for the 1st year regular examination will take up the said examination in the biannual/subsequent session after acquiring the required attendance. The duration of the 2nd year of the M.Sc Nursing programme will be calculated only from the time of appearance in the 1st year examination. But they have to complete the course successfully within 4 years of duration.

7.4 CONDONATION

When any candidate falls short of attendance in any year it may be condoned after sufficient cause is shown by him/her in writing in this regard:

- a. By the Principal of the College up to Maximum of 5% of the total lectures delivered in all the papers.
- b. In addition to above a maximum of 5% of the total lectures delivered may also be condoned by the Vice-Chancellor only when it is endorsed and recommended by the Principal of the College.

8. PARTICIPATION IN SPORT EVENTS

- a. Notwithstanding anything contrary contained in these statutes, where a candidate participates in any one or more of the activities as specified in the University Statues, he/she may be treated as present on all working days not exceeding 30 days in one academic year.
- b. The candidate participating in such event must produce a copy of certificate to the Head of the Department/ Principal of the College within seven days from the end of the event, failing which no such benefit shall be given.
- c. The authority competent to issue the candidate participation certificate shall bring to the notice of the Head of the Department, name, roll no. of the candidate and the date(s) on which the activities were conducted within a week's period from the end of the event.

9. PROMOTION

Notwithstanding anything contained in the statute or regulation, promotion to the next higher class shall be made from the next day following completion of 1st year examination. If a candidate fails in one or more subjects on declaration of result, he/she shall be allowed to continue however all papers need to be cleared before appearing in the 2nd year (final) examination.

10. RE-APPEAR

- a. A candidate who fails in one or more papers in annual examination shall be permitted to reappear in such paper/papers only in the biannual/subsequent examination of the same year.
- b. If a candidate fails in either practical or theory, he/she has to appear in both practical and theory.
- c. A candidate who fails in an examination or having been eligible but unable to appear in the examination shall take up the examination according to the syllabus which was in force in the last annual examination.

11. REEVALUATION/RETOTALING OF ANSWER PAPERS:

Reevaluation of answer scripts is not permitted. Only re-totaling of theory papers is allowed in the failed subjects if it is applied through the college.

12. GRACE MARKS:

Grace marks for each subject is not permitted and grace marks shall not exceed five marks in total marks for one academic year in Theory paper only.

13. BOARD OF EXAMINERS FOR PRACTICALS:

- a. The Board of Examiners shall consist of
 - i. Subject Incharge as internal examiner
 - ii. External Examiner

- b. The external and internal examiners shall be appointed exclusively from the panel recommended by the Principal of the College and approved by the Vice- Chancellor.
- c. The quorum for the conduct of examination by the Board of Examiners shall be at least 2 including External Examiner.

14. ELIGIBILITY OF EXAMINERS:

- a. An examiner whether internal or external in a Nursing subject (theory/practical) having M.Sc Nursing with specialization in the concerned subject and a minimum of three years of teaching experience in college of nursing after M.Sc Nursing.
- b. In case of Statistics, the examiner with masters, M.Phil or Ph.D in statistics or operational research will be considered.
- c. External examiner(s) shall rotate after every two years.
- d. In the case of non- availability of an external examiner in a subject, a retired teacher with requisite qualification and teaching experience may be appointed within seven years of superannuation.
- e. The practical/ clinical and oral examination in each subject shall be conducted jointly by the external and internal examiners and the award sheet containing the marks of practical/clinical and oral shall be compiled and signed by the external and internal examiners before it is submitted to the University.

f. The external and internal examiners shall be appointed by the university exclusively from the panel of examiners (external and internal) submitted by the principal of the college and approved by the Dean, Faculty of Medical Sciences. The internal examiner shall be from the concerned college.

g. External examiner shall not be from the same University.

15. Paper setting:

Question papers shall be subjective type. The number of questions can be 5 to 7 depending upon the weightage given to each question.

16. Interpretation, if any, shall be determined by the Vice-Chancellor in consultation with the Dean, Faculty of Medical Sciences and the decision taken shall be final and binding on all concerned.

17. Internal Assessment and maintenance of record:

- a. The internal assessment marks reserved for theory part of the examination in each subject shall be calculated on the basis of performance in theory and viva in periodical assessment examinations, and the marks reserved for the practical part of the examination shall be calculated on the basis of performance in practical in periodical assessment and day to day internal assessment of the candidate.
- b. For periodical assessment at least two terminal examinations in each subject shall be arranged by the concerned Head of the Department at

regular intervals of not less than four months, throughout the duration of the course of study for the subjects, in which the candidate shall be examined in theory, oral and clinical. The last terminal examination shall be held not later than one month before the commencement of the University Examination in the subject.

- c. The internal assessment marks reserved for theory part of the examination, shall be calculated from the total number of marks in theory and oral obtained by a candidate in the terminal examination (and other class tests that may be held from time to time if the department so desires), irrespective of the fact whether a candidate has appeared in all of these or not.
- d. Day to day assessment marks (to be added to practical part of the examination) will be allotted from the total number of marks in practical obtained by a candidate in terminal examination and general performance of the candidate throughout the course of study, on the basis of records of clinical case sheets, ward leaving tests, quiz and or stage examinations depending on the subject and the convenience of the department concerned.
- e. Marks in both cases of internal assessment i.e. those reserved for theory and those for practical shall be computed on the basis of direct percentage from the total marks obtained in the terminal examinations (including any class test) and day to day assessment.

- f. The total marks allotted to each terminal examination shall be same and the marks allotted in each examination shall be distributed between theory, oral, practical and or clinical part in the same proportion as stands allotted for the University Examination of the subject.
- g. At the time of final internal assessment at the end of session, fractions less than half a mark shall be ignored and fractions of half marks or more shall be raised to the next whole number.
- h. After termination of each terminal examination (any class test if held) the Head of the Department shall prepare a statement of award in triplicate on the prescribed Performa showing part-wise marks obtained by the candidate in the concerned subject. One copy of the said award shall be submitted to the Principal of the College for onward transmission to the Controller of Examinations at least two weeks before the commencement of examinations, other copy shall be notified to the candidate and the third copy shall be kept in the office record of the department concerned. The Head of the Department shall maintain the record where marks scored by each candidate in each assessment examination shall be recorded along with the final score of internal assessment calculated at the end of the course of study for the subject.
- i. The record of the award of the terminal examinations (class tests) and the final internal assessment marks based on these tests and day to

day assessment shall remain in the custody of the Head of the Department of the subject concerned and shall be retained for a period of not less than six months after the declaration of the result of the concerned University Examination.

- j. The record of periodical examination and internal assessment shall be opened to periodical inspection at least one time during the course of study of the subject concerned by the Inspector to be appointed by the Vice- Chancellor.
- k. In case a candidate fails to appear in the regular examination due to any reason, the internal assessment marks based on all the periodical examinations and day to day assessment during full academic period shall be considered for any subsequent examination in which he/she appears for the first time.
- l. The internal assessment marks of any candidate who fails in one or more papers of any examination shall be carried forward to the next examination he/she will however, have the option to improve his/her marks of sessionals examination at the time of appearing in the reappear papers.
- m. Research Project internal assessment: It includes
 - i. Submission of research proposal in time
 - ii. Selection of research problem
 - iii. Day to day feedback to the Research guide
 - iv. Submission of final dissertation

- v. Chapter wise evaluation of research project
- vi. Viva-voce internal examination

18. GUIDELINES FOR DISSERTATION:

a. Tentative Schedule for dissertation

S.No	Activities	Scheduled Time
1.	Submission of the research proposal	End of 9 th month of 1 st year
2.	Submission of dissertation – Final	End of 9 th month of 2 nd year

- d. Administrative approval and ethical clearance shall be obtained from the college research committee.
- e. The dissertation shall be submitted in the office of the Principal, College of Nursing on the notified date. Extension of one week for submission may be granted by the Principal concerned in deserving cases on recommendation of the concerned guide.
- f. Four copies of the dissertation shall be submitted along with soft copy (CD) to the office of the Principal for evaluation. The submitted dissertation shall be evaluated by one external and one internal examiner appointed by the university. If there are any corrections in dissertation suggested by the examiner(s), the candidate will make such corrections and will be allowed to re-

submit the dissertation in the specified time limit. One copy shall be submitted to the University through proper channel.

19. MERCY CHANCE/RELAXATION OF MAXIMUM TIME PERIOD:

Maximum time limit for completing M.Sc Nursing course is four years. For a candidate who is unable to complete the course in prescribed time limit, the maximum time limit can be relaxed subject to the condition that such candidate qualifies a basic examination conducted (for the purpose) by the respective State Nursing Council in order to be allowed to continue the course/appear in the University Examination.

UNIVERSITY OF JAMMU

EVALUATION PROFORMA FOR DISSERTATION

REGISTRATION NO:

CLASS: M.Sc (N) II YEAR

EXAMINATION CENTRE:

SPECIALITY:

DATE:

S.NO	CRITERIA	MARKS ALLOTTED	MARKS OBTAINED
1.	CHAPTER - I	(11)	
	a. Introduction – Background and Need for the study	4	
	b. Statement of the problem	1	
	c. Objectives & Hypothesis of the study	1	
	d. Operational Definition	2	
	e. Delimitations	1	
	f. Conceptual Framework & theory application	2	
2.	CHAPTER- II	(3)	
	a. Review of related literature	3	
3.	CHAPTER- III	(13)	
	a. Research Design	2	
	b. Variables	1	
	c. Setting & population	1	
	d. Sample selection (Inclusive & Exclusive) criteria and techniques	2	
	e. Development and description of the tool (Validity & Reliability)	2	

	f. Pilot study	2	
	g. Procedure for data collection/Intervention Protocol	2	
	h. Ethical and legal considerations	1	
4.	CHAPTER –IV	(4)	
	a. Data analysis and Interpretations	4	
5.	CHAPTER – V	(5)	
	a. Discussion	5	
6.	CHAPTER-VI	(5)	
	a. Summary and conclusion	1	
	b. Implications	1	
	c. Recommendations	2	
	d. Limitations	1	
7.	DISSERTATION FORMAT	(4)	
	a. References	2	
	b. Total format/ Style of writing	2	
8.	PRESENTATION SKILLS	(5)	
	a. Content organization and sequence	2	
	b. Time Management	1	
	c. Voice – audibility, modulated and clear	2	
	TOTAL	50	

UNIVERSITY OF JAMMU


INTERNAL ASSESSMENT PROFORMA FOR RESEARCH

DISSERTATION

S.NO	CRITERIA FOR EVALUATION	MARKS ALLOTTED	MARKS OBTAINED
1.	SUBMISSION OF RESEARCH PROPOSAL IN TIME	5	
2.	SELECTION OF RESEARCH PROBLEM	10	
3.	DAY TO DAY FEEDBACK TO THE RESEARCH GUIDE	10	
4.	SUBMISSION OF FINAL DISSERTATION	5	
5.	CHAPTER WISE EVALUATION OF RESEARCH PROJECT (AS PER PROFORMA)	50	
6.	VIVA-VOCE INTERNAL EXAMINATION	20	
	TOTAL	100	

UNIVERSITY OF JAMMU

**BABA SAHIB AMBADKAR ROAD
JAMMU (TAWI)- 180006**



SYLLABUS

M.SC NURSING

PATTERN

INDIAN NURSING COUNCIL

CONTENTS

S.NO	CONTENT	PAGE NO.
1	PHILOSOPHY	1
2	AIM AND OBJECTIVES	1
3	ADMISSION REQUIREMENTS	1
4	COURSE DURATION	2
5	COURSE OF INSTRUCTION	2
6	SCHEME OF EXAMINATION	3
7	COURSE CODE	4
8	NURSING EDUCATION	6
9	ADVANCE NURSING PRACTICE	13
10	NURSING RESEARCH & STATISTICS	19
11	MEDICAL SURGICAL NURSING	26
12	OBSTETRIC & GYNAECOLOGICAL NURSING	34
13	CHILD HEALTH (PAEDIATIC) NURSING	42
14	MENTAL HEALTH (PSYCHIATRIC) NURSING	48
15	COMMUNITY HEALTH NURSING	55
16	NURSING MANAGEMENT	60
17	MEDICAL SURGICAL NURSING	
	CARDIO VASCULAR & THORACIC NURSING	67
	CRITICAL CARE NURSING	78
	ONCOLOGY NURSING	88
	NEUROSCIENCES NURSING	99
	NEPHRO-UROLOGY NURSING	108
	ORTHOPEDIC NURSING	115
	GASTRO ENTEROLOGY NURSING	123
18	OBSTETRIC & GYNAECOLOGICAL NURSING	132
19	CHILD HEALTH (PAEDIATIC) NURSING	140
20	MENTAL HEALTH (PSYCHIATRIC) NURSING	148
21	COMMUNITY HEALTH NURSING	156

Philosophy

National Health Policy(NHP)2002emphasizesthe needtoprepare nursesto functioning super-speciality areas who are required in tertiary careinstitutions, entrusting some limited public health functions to nurses after providing adequate training.

Post Graduate programme is essential to prepare nurses to improve the quality of nursing education and practice in Union Territory and India.

Post graduate programme in nursing builds upon and extends competence acquired at the graduate levels, emphasizes application of relevant theories into nursingpractice, education, administration and development of research skills.

The programmeprepares nurses for leadership position in nursing and health fields who can function as nurse specialists, consultants, educators, administrators and researchers in a wide variety of professional settings in meeting the union territory and national priorities and the changing needs of the society.

This programme provides the basis for the post masteral programme in nursing. Further the programme encourages accountabilityand commitment to life long learning which fosters improvement of quality care.

Aim

The aim of the postgraduate program in nursing is to prepare graduates to assume responsibilities as nurse specialists, consultants, educators, administrators in a wide variety of professional settings

Objectives

On Completion of the two year M.Sc Nursing programme, the Post Graduate will be ableto:-

1. Utilize/apply the concepts, theories and principles of nursingscience
2. Demonstrate advance competence in practice ofnursing
3. Practice as a nurse specialist.
4. Demonstrate leadership qualities and function effectively as nurse educator andmanager.
5. Demonstrate skill in conducting nursing research, interpreting and utilizing the findings from health relatedresearch.
6. Demonstrate the ability to plan and effect change in nursing practice and in the health care deliverysystem.
7. Establish collaborative relationship with members of otherdisciplines.
8. Demonstrate interest in continued learning for personal and professional advancement.

Admission Requirements:

1. The candidate should be a Registered Nurse and Registered midwife or

equivalent with any State Nursing Registration Council.

2. The minimum education requirements shall be the passing of:
B.Sc. Nursing / B.Sc. Hons. Nursing / Post Basic B.Sc. Nursing with minimum of 55% aggregate marks.
3. The candidate should have undergone B.Sc. Nursing / B.Sc. Hons. Nursing / Post Basic B.Sc. Nursing in an institution which is recognized by Indian Nursing Council.
4. Minimum one year of work experience after Basic B.Sc. Nursing.
5. Minimum one year of work experience prior or after Post Basic B.Sc. Nursing.
6. Candidate shall be medically fit.
7. 5% relaxation of marks for SC/ST candidates may be given.

Entrance/Selection test

Selection of the candidates should be based on the merit of the entrance examination held by University or competent authority.

Course Duration

Duration of the course is 2 years for M.Sc.(N)

Available	52 weeks
Vacation	4 weeks
Examination	2 weeks
Gazetted holidays	3 weeks
Total weeks available	43 weeks
40 hours per week	1720 hours
Total hours for 2 years	3440 hours

Course of Instruction

1st year	Theory (hrs)	Practical (hrs)
Nursing education	150	150
Advance nursing practice	150	200
Nursing Research and statistics	150	100
*Clinical speciality –I	150	650
Total	600	1100

II nd Year

Nursing Management	150	150
Nursing Research(Dissertation)		300
*Clinical Speciality-II	150	950
Total	300	1400

Educational visit 2 weeks

***Clinical Speciality** – Medical Surgical Nursing (Cardio Vascular & Thoracic Nursing, Critical care Nursing, Oncology Nursing, Neurosciences Nursing, Nephro-Urology Nursing, Orthopedic Nursing, Gastro Enterology Nursing,) Obstetric & Gynaecological Nursing, Child Health (Paediatric) Nursing, Mental Health (Psychiatric) Nursing, Community Health Nursing, Psychiatric (Mental Health) Nursing etc.

Note: Students have to maintain log book for each activity during the course of study

Scheme of Examination

	Theory			Practical		
	Hours	Internal	External	Hours	Internal	External
1st year						
Nursing education	3	25	75		50	50
Advance nursing practice	3	25	75			
Nursing Research and statistics	3	25**	75*			
Clinical speciality –I	3	25	75		100	100
Total		100	300		150	150
II nd Year						
Nursing Management	3	25	75			
Dissertation & Viva					100	100
Clinical Speciality-II	3	25	75		100	100
Total		50	150		200	200

* Nursing research=50 and statistics=25

** Nursing research=15 and statistics=10

Minimum pass marks shall be 50% in each of the Theory and practical papers separately.

COURSE CODE

YEAR	COURSE TITLE	COURSE CODE
FIRST YEAR	Nursing Education	MSCNUR101
	Advance Nursing Practice	MSCNUR102
	Nursing Research and Statistics	MSCNUR103
	Medical Surgical Nursing	MSCNUR104
	Obstetrics and Gynaecological Nursing	MSCNUR105
	Child Health Nursing	MSCNUR106
	Mental Health Nursing	MSCNUR107
	Community Health Nursing	MSCNUR108
	Nursing Education Practical	MSCNUR101
	Medical Surgical Nursing Practical	MSCNUR104
	Obstetrics and Gynaecological Nursing Practical	MSCNUR105
	Child Health Nursing Practical	MSCNUR106
	Mental Health Nursing Practical	MSCNUR107
	Community Health Nursing Practical	MSCNUR108
SECOND YEAR	Nursing Management	MSCNUR201
	Dissertation & Viva	MSCNUR202
	Cardio Vascular & Thoracic Nursing	MSCNUR203
	Critical Care Nursing	MSCNUR204
	Oncology Nursing	MSCNUR205
	Neurosciences Nursing	MSCNUR206
	Nephro-Urology Nursing	MSCNUR207
	Orthopedic Nursing	MSCNUR208

	Gastro Enterology Nursing	MSCNUR209
	Obstetrics and Gynaecological Nursing	MSCNUR210
	Child Health Nursing	MSCNUR211
	Mental Health Nursing	MSCNUR212
	Community Health Nursing	MSCNUR213
	Cardio Vascular & Thoracic Nursing Practical	MSCNUR203
	Critical Care Nursing Practical	MSCNUR204
	Oncology Nursing Practical	MSCNUR205
	Neurosciences Nursing Practical	MSCNUR206
	Nephro-Urology Nursing Practical	MSCNUR207
	Orthopedic Nursing Practical	MSCNUR208
	Gastro Enterology Nursing Practical	MSCNUR209
	Obstetrics and Gynaecological Nursing Practical	MSCNUR210
	Child Health Nursing Practical	MSCNUR211
	Mental Health Nursing Practical	MSCNUR212
	Community Health Nursing Practical	MSCNUR213

First year Annual Examination to be held in the year 2021, 2022

CLASS : M.SC NURSING 1ST YEAR
BRANCH : COMMON TO ALL BRANCHES
COURSE TITLE : NURSING EDUCATION
COURSE CODE : MSCNUR101
DURATION OF EXAMINATION: 3 HOURS
HOURS OF INSTRUCTION:
THEORY: 150 HOURS
PRACTICAL: 150 HOURS

COURSE DESCRIPTION:

This course is designed to assist students to develop a broad understanding of Fundamental Principles, concepts, trends and issues related to education and nursing education. Further, it would provide opportunity to students to understand, appreciate and acquire skills in teaching and evaluation, curriculum development, implementation, maintenance of standards and accreditation of various nursing educational programs.

COURSE OUTCOMES

At the end of the course, students will be able to:

1. Explain the aims of education, philosophies, trends in education and health: its impact on nursing education.
2. Describe the teaching learning process.
3. Prepare and utilize various instructional media and methods in teaching learning process.
4. Demonstrate competency in teaching, using various instructional strategies.
5. Critically analyze the existing nursing educational programs, their problems, issues and future trends.
6. Describe the process of curriculum development, and the need and methodology of curriculum change, innovation and integration.
7. Plan and conduct continuing nursing education programs.
8. Critically analyze the existing teacher preparation programs in nursing.
9. Demonstrate skill in guidance and counseling.
10. Describe the problems and issues related to administration of nursing curriculum including selection and organization of clinical experience.
11. Explain the development of standards and accreditation process in nursing education programs.
12. Identify research priorities in nursing education.

13. Discuss various models of collaboration in nursing education and services.
14. Explain the concept, principles, steps, tools and techniques of evaluation
15. Construct, administer and evaluate various tools for assessment of knowledge, skill, and attitude.

Course Content

Units	Hours		Course Content
	Theory	Practical	
I	10		<p>Introduction :</p> <ul style="list-style-type: none"> □ Education :Definition, aims, concepts, philosophies &their educationimplications, □ Impact of Social, economical, political &technological changes oneducation: <ul style="list-style-type: none"> • Professionaleducation • Current trends and issues ineducation • Educational reforms and National Educational policy, various educationalcommissions-reports • Trends in development of nursing education in India
II	20	30	<p>Teaching – Learning Process</p> <ul style="list-style-type: none"> □ Concepts of teaching and learning:Definition, theories of teaching andlearning, relationship between teaching andlearning. □ Educationalaims and objectives; types, domains, levels,elementsandwritingofeducationalobjectives □ Competencybased education(CBE) and outcome basededucation(OBE) □ Instructionaldesign: Planning and designing the lesson, writing lesson plan : meaning, its need and importance,formats. □ Instructionstrategies – Lecture, discussion, demonstration, simulation, laboratory, seminar, panel, symposium, problem solving, problem based learning (PBL), workshop, project, role- play(socio-drama), clinicalteaching methods, programmed instruction, self directed learning(SDL), micro teaching,computer assisted instruction(CAI), computer assisted learning(CAL)

Units	Hours		Course Content
	Theory	Practical	
III	10	10	Instructional media and methods <ul style="list-style-type: none"> □ Key concepts in the selection and use of media in education □ Developing learning resource material using different media □ Instructional aids – types, uses, selection, preparation, utilization. □ Teacher's role in procuring and managing instructional Aids – Project and non-projected aids, multi media, video-tele conferencing etc
IV	10		Measurement and evaluation: <ul style="list-style-type: none"> □ Concept and nature of measurement and evaluation, meaning, process, purposes, problems in evaluation and measurement. □ Principles of assessment, formative and summative assessment- internal assessment external examination, advantages and disadvantages. □ Criterion and norm referenced evaluation,
V	12	10	Standardized and non-standardized tests : <ul style="list-style-type: none"> □ Meaning, characteristics, objectivity, validity, reliability, usability, norms, construction of tests- <ul style="list-style-type: none"> • Essay, short answer questions and multiple choice questions. • Rating scales, checklist, OSCE/OSPE (Objective structured clinical/practical examination) • Differential scales, and summated scales, sociometry, anecdotal record, attitude scale, critical incident technique □ Question bank-preparation, validation, moderation by panel, utilization □ Developing a system for maintaining confidentiality
VI	8	5	Administration, Scoring and Reporting <ul style="list-style-type: none"> □ Administering a test; scoring, grading versus marks □ Objective tests, scoring essay test, methods of scoring, Item analysis.
VII	12	6	Standardized Tools <ul style="list-style-type: none"> □ Tests of intelligence aptitude, interest, personality, achievement, socio-economic status scale, tests for special mental and physical abilities and disabilities.

Units	Hours		Course Content
	Theory	Practical	
VIII	5	6	Nursing Educational programs <ul style="list-style-type: none"> □ Perspectives of nursing education: Global and national. □ Patterns of nursing education and training programmes in India. Non-university and University programs: ANM, GNM, Basic B.Sc. Nursing, Post Certificate B.Sc. Nursing, M.Sc(N) programs, M.Phil and Ph.D) in Nursing, post basic diploma programs, nurse practitioner programs.
IX	12	25	Continuing Education in Nursing <ul style="list-style-type: none"> □ Concepts – Definition, importance, need scope, principles of adult learning, assessments of learning needs, priorities, resources. □ Program planning, implementation and evaluation of continuing education programs. □ Research in continuing education. □ Distance education in nursing.
X	10	10	Curriculum Development <ul style="list-style-type: none"> □ Definition, curriculum determinants, process and steps of curriculum development, Curriculum models, Types and framework. □ Formulation of philosophy, objectives, selection and organization of learning experiences; master plan, course plan, unit plan. □ Evaluation strategies, process of curriculum change, role of students, faculty, administrators, statutory bodies and other stakeholders. □ Equivalency of courses: Transcripts, credits system.
XI	8	4	Teacher preparation <ul style="list-style-type: none"> □ Teacher – roles & responsibilities, functions, characteristics, competencies, qualities, □ Preparation of professional teacher □ Organizing professional aspects of teacher preparation programs □ Evaluation: self and peer □ Critical analysis of various programs of teacher education in India.

Units	Hours		Course Content
	Theory	Practical	
XII	10	5	Guidance and counseling <ul style="list-style-type: none"> □ Concept, principles, need, difference between guidance and counseling , trends and issues. □ Guidance and counseling services: diagnostic and remedial. □ Coordination and organization of services. □ Techniques of counseling : Interview, case work, characteristics of counselor, problems in counseling. □ Professional preparation and training for counseling.
XIII	15	10	Administration of Nursing Curriculum <ul style="list-style-type: none"> □ Role of curriculum coordinator – planning, implementation and evaluation. □ Evaluation of educational programs in nursing-course and program. □ Factors influencing faculty staff relationship and techniques of working together. □ Concept of faculty supervisor (dual) position. □ Curriculum research in nursing. □ Different models of collaboration between education and service
XIV	10		Management of nursing educational institutions <ul style="list-style-type: none"> □ Planning, organizing, staffing, budgeting, recruitment, discipline, public relation, performance appraisal, welfare services, library services, hostel,
XV	5	5	<ul style="list-style-type: none"> □ Development and maintenance of standards and accreditation in nursing education programs. □ Role of Indian Nursing Council, State Registration Nursing Councils, Boards and University. □ Role of Professional associations and unions.

Activities:

- Framing philosophy, aims and objectives.
- Lesson Planning.
- Microteaching-2.
- Conduct practice teachings using different teaching strategies -10 (like lecture cum discussion, demonstration- lab method, field trips, seminars, project, role play, panel discussion, clinical method etc.)
- Preparation and utilization of instructional Aids using different media.
- Develop course plans, unit plans, rotation plans.
- Conduct a continuing education workshop.
- Annotated bibliography.
- Critical evaluation of any nursing education program offered by a selected institution.
- Planning and Organizing field visits.

- Educational visits.
- Field visits (INC/SNRC) to get familiar with recognition/registration process.
- Construct, administer and evaluate tools (objective & essay type test, observation checklist, rating scale etc.)
- Observe and practice application of various non-standardized tests (intelligence, Aptitude, Personality, Sociometry, physical & mental disability tests.)

Methods of Teaching

- Lecture cum discussion
- Demonstration/ Return demonstration
- Seminar /Presentations
- Projectwork
- Field visits
- Workshop

Methods of evaluation

- Tests
- Presentation
- Projectwork
- Written assignments

Internal Assessment

Techniques	Weightage
Test- (2 tests)	50
Assignment	25
Seminar/presentation	25

	100

Practical – Internal assessment

Learning resource material	25
Practice Teaching	50
Conduct Workshop /Short Term Course	25

Practical – external assessment

Practice teaching- 1-	50
Preparation/use of learning resource material-1	25
Construction of tests/rotation plan.	25

Reference Books:

1. B. T. Basavanthappa, Nursing Education, Jaypee Brothers, New Delhi
2. Neerja K., Text Book of Nursing Education, Jaypee, New Delhi, Loretta Heidgerken, Teaching and Learning of Nursing, 3rd edition, Konark
3. Elsa Sanatombi Devi, Manipal, Manual of Nursing Education
4. S. K. Mangal, Advance Educational Psychology, 2nd edition
5. Bevis, Em Olivia, Curriculum Building in Nursing a Process, C.V Mosby Co., St. Louis. George Kurian Aleyamma, Principles of Curriculum Development and Evaluation, Vivekanandha Press.
6. Bhatia B.D, Principles and Methods of Teaching, Doabra House, New Delhi.
7. Billing, Diane M & Halstead, Judith A, Teaching in Nursing: A Guide for Faculty, W.B. Saunders.
8. Bloom, Benjamin S Ed, Taxonomy of Educational Objectives: Cognitive Domain, David Mckay CO., Inc, 1956, New York.
9. Fuszard, Barbara, Innovating Teaching Strategies in Nursing, Aspen Publishers Inc, 1989, Maryland.
10. Gay L.R., Educational Evaluation and Measurement Competencies for Analysis and Application, Ion, Charles E. Merill Publishers Co., 1985, Columbus.
11. Guilbert. J J., Educational Handbook for Health Personnel, World Health Organization, 1982, Geneva.
12. Guinee. Kathleen k, Teaching and Learning in Nursing, Macmillan, 1978, New York.
13. Joyce.B, Models of Teaching, Prentice Hall Inc, Englewood Cliffs, 1986, New Jersey.
14. Keay F.E., A History of Education in India and Pakistan, Oxford University Press, 1964, London.
15. Modley Doris M, Advancing Nursing Education World Wide, Springer Publishing Co., 1995, New York.

*** Latest editions of all the suggested books are recommended.**

Instruction for Paper setter

Question papers shall be subjective type. The number of questions can be 5 to 7 depending upon the weightage given to each question.

First Year Annual Examination to be held in the year 2021, 2022

CLASS : M.SC NURSING 1ST YEAR
BRANCH : COMMON TO ALL BRANCHES
COURSE TITLE: ADVANCE NURSING PRACTICE
COURSE CODE: M S C N U R 1 0 2
DURATION OF EXAMINATION: 3 HOURS
HOURS OF INSTRUCTION
THEORY: 150 HOURS
PRACTICAL: 200 HOURS

COURSE DESCRIPTION

The course is designed to develop an understanding of concepts and constructs of theoretical basis of advanced nursing practice and critically analyze different theories of nursing and other disciplines.

COURSE OUTCOMES:

At the end of the course the students will be able to:

1. Appreciate and analyze the development of nursing as a profession.
2. Describe ethical, legal, political and economic aspects of health care delivery and nursing practice.
3. Explain bio- psycho- social dynamics of health, life style and health care delivery system.
4. Discuss concepts, principles, theories, models, approaches relevant to nursing and their application.
5. Describe scope of nursing practice.
6. Provide holistic and competent nursing care following nursing process approach.
7. Identify latest trends in nursing and the basis of advanced nursing practice.
8. Perform extended and expanded role of nurse.
9. Describe alternative modalities of nursing care.
10. Describe the concept of quality control in nursing.
11. Identify the scope of nursing research.
12. Use computer in patient care delivery system and nursing practice.
13. Appreciate importance of self development and professional advancement.

Course Content

Unit	Hours	Content
I	10	<p>Nursing as a Profession</p> <ul style="list-style-type: none"> □ History of development of nursing profession, characteristics, criteria of the profession, perspective of nursing profession-national, global □ Code of ethics(INC), code of professional conduct(INC), autonomy and accountability, assertiveness, visibility of nurses, legal considerations, □ Role of regulatory bodies □ Professional organizations and unions-self defense, individual and collective bargaining □ Educational preparations, continuing education, career opportunities, professional advancement & role and scope of nursing education. □ Role of research, leadership and management. □ Quality assurance in nursing(INC). □ Futuristic nursing.
II	5	<p>Health care delivery</p> <ul style="list-style-type: none"> □ Health care environment, economics, constraints, planning process, policies, political process vis a vis nursing profession. □ Healthcare delivery system- national, state, district and local level. □ Major stakeholders in the health care system-Government, non-govt, Industry and other professionals. □ Patterns of nursing care delivery in India. □ Health care delivery concerns, national health and family welfare programs, inter-sectoral coordination, role of non-governmental agencies. □ Information, education and communication(IEC). □ Tele-medicine.
III	10	<p>Genetics</p> <ul style="list-style-type: none"> □ Review of cellular division, mutation and law of inheritance, human genome project ,The Genomic era. □ Basic concepts of Genes, Chromosomes & DNA. □ Approaches to common genetic disorders. □ Genetic testing – basis of genetic diagnosis, Pre symptomatic and predisposition testing, Prenatal diagnosis & screening, Ethical, legal & psychosocial issues in genetic testing. □ Genetic counseling. □ Practical application of genetics in nursing.

IV	10	Epidemiology <ul style="list-style-type: none"> □ Scope, epidemiological approach and methods, □ Morbidity, mortality, □ Concepts of causation of diseases and their screening, □ Application of epidemiology in health care delivery, Health surveillance and health informatics □ Role of nurse
Unit	Hours	Content
V	20	Bio-Psycho social pathology <ul style="list-style-type: none"> □ Pathophysiology and Psychodynamics of disease causation □ Life processes, homeostatic mechanism, biological and psycho-social dynamics in causation of disease, lifestyle □ Common problems: Oxygen insufficiency, fluid and electrolyte imbalance, nutritional problems, hemorrhage Jandshock, altered body temperature, unconsciousness, sleep pattern and its disturbances, pain, sensory deprivation. □ Treatment aspects: pharmacological and pre-postoperative care aspects, □ Cardio pulmonary resuscitation. □ End of life Care □ Infection prevention (including HIV) and standard safety measures, bio-medical waste management. □ Role of nurse- Evidence based nursing practice; Best practices □ Innovations in nursing
VI	20	Philosophy and Theories of Nursing <ul style="list-style-type: none"> □ Values, Conceptual models, approaches. □ Nursing theories: Nightingale's, Henderson's, Roger's, Peplau's, Abdella's, Lewine's, Orem's, Johnson's, King's, Neuman's, Roy's, Watson's, etc and their applications, □ Health belief models, communication and management, etc □ Concept of Self health. □ Evidence based practice model.
VIII	10	Nursing process approach <ul style="list-style-type: none"> □ Health Assessment- illness status of patients/clients (Individuals, family, community), Identification of health-illness problems, health behaviors, signs and symptoms of clients. □ Methods of collection, analysis and utilization of data relevant to nursing process. □ Formulation of nursing care plans, health goals, implementation, modification and evaluation of care.

IX	30	<p>Psychological aspects and Human relations</p> <ul style="list-style-type: none"> □ Human behavior, Life processes & growth and development, personality development, defense mechanisms, □ Communication, interpersonal relationships, individual and group, group dynamics, and organizational behavior, □ Basic human needs, Growth and development, (Conception through preschool, School age through adolescence, Young & middle adult, and Older adult) □ Sexuality and sexual health. □ Stress and adaptation, crisis and its intervention, □ Coping with loss, death and grieving, □ Principles and techniques of Counseling.
X	10	<p>Nursing practice</p> <ul style="list-style-type: none"> □ Framework, scope and trends. □ Alternative modalities of care, alternative systems of health and complementary therapies. □ Extended and expanded role of the nurse, in promotive, preventive, curative and restorative health care delivery system in community and institutions. □ Health promotion and primary healthcare. □ Independent practice issues,- Independent nurse-midwifery practitioner. □ Collaboration issues and models-within and outside nursing. □ Models of Prevention, □ Family nursing, Home nursing, □ Gender sensitive issues and women empowerment. □ Disaster nursing. □ Geriatric considerations in nursing. □ Evidence based nursing practice- Best practices □ Trans-cultural nursing.
XI	25	<p>Computer applications for patient care delivery system and nursing practice</p> <ul style="list-style-type: none"> □ Use of computers in teaching, learning, research and nursing practice. □ Windows, MS office: Word, Excel, PowerPoint, □ Internet, literature research, □ Statistical packages, □ Hospital management information system: softwares.

Practical

Clinical posting in the following areas:

- Specialty area-in-patient unit - 2 weeks
- Community health center/PHC - 2 weeks
- Emergency/ICU - 2 weeks

Activities

- Prepare Case studies with nursing process approach and theoretical basis
- Presentation of comparative picture of theories
- Family case- work using model of prevention
- Annotated bibliography
- Report of field visits(5)

Methods of Teaching

- Lecture cum discussion
- Seminar
- Panel discussion
- Debate
- Case Presentations
- Exposure to scientific conferences
- Field visits

Methods of evaluation :

- Tests
- Presentation
- Seminar
- Written assignments

Advance nursing Procedures

Definition, Indication and nursing implications;

- CPR, TPN, Hemodynamic monitoring, Endotracheal intubation, Tracheostoma, mechanical ventilation, Pacemaker, Hemodialysis, Peritoneal dialysis, LP, BT Pleural and abdominal paracentesis OT techniques, Health assessment, Triage, Pulse oxymetry

Internal Assessment

Techniques	Weightage
Test-(2tests)	50
Assignment	25
Seminar/presentation	25

	100

Reference Books:

1. Potter A. P. & Perry A. G, Fundamental of Nursing, C. V. Mosby Co., 2005, St. Louis.
2. Kozier B. et al, Fundamentals of Nursing Concepts, Process and Practice, Pearson Education, Inc, 2004.

3. Brunner and Suddarth, Text Book of Medical Surgical Nursing, 2002.
4. Zwemer A, Professional Adjustments and Ethics for Nurse in India, BI publications, 1995, Bangalore.
5. Rosdhal, Fundamentals of Nursing, Lippincott Co., 2003.
6. Taylor Carol, et al, Fundamentals of Nursing, Lippincott Co., 2005.
7. Basavanthappa B. T, Nursing Theories, Jaypee Brothers, 2007, New Delhi.
8. Alligood M. R. & Tomey A. M, Nursing Theory Utilization and Application, Mosby, St. Louis.
9. Park J.E., Text Book of Preventive and Social Medicine, Bnarshidas Bhanot, Jabalpur.

*** Latest editions of all the suggested books are recommended*.**

Instruction for Paper setter

Question papers shall be subjective type. The number of questions can be 5 to 7 depending upon the weightage given to each question.

CLASS: M.SC NURSING 1ST YEAR

BRANCH: COMMAN TO ALL BRANCHES

COURSE TITLE: NURSING RESEARCH AND STATISTICS

COURSE CODE: MSCNUR103

DURATION OF EXAMINATION: 3 HOURS

HOURS OF INSTRUCTION

THEORY 150 HOURS

PRACTICAL 100 HOURS

TOTAL : 250 HOURS

Part-A : Nursing Research

Practical 50 Hours
Theory 100 Hours
Total : 150 Hours

Course Description:

The course is designed to assist the students to acquire an understanding of the research methodology and statistical methods as a basis for identifying researchproblem, planning and implementing a research plan. It will further enable the students to evaluate research studies and utilize research findings to improve quality of nursing practice, education and management.

Course Outcomes:

At the end of the course, the students will be able to:

1. Define basic research terms andconcepts.
2. Review literature utilizing varioussources
3. Describe researchmethodology
4. Develop a researchproposal.
5. Conduct a researchstudy.
6. Communicate researchfindings
7. Utilize researchfindings
8. Critically evaluate nursing researchstudies.
9. Write scientific paper forpublication.

Content Outline

Unit	Hours		Course Content
	Theory	Practical	
I	10		Introduction: <ul style="list-style-type: none"> □ Methods of acquiring knowledge – problem solving and scientific method. □ Research – Definition, characteristics, purposes, kinds of research □ Historical Evolution of research in nursing □ Basic research terms □ Scope of nursing research: areas, problems in nursing, health and social research □ Concept of evidence based practice □ Ethics in research □ Overview of Research process
II	5	5	Review of Literature <ul style="list-style-type: none"> □ Importance, purposes, sources, criteria for selection of resources and steps in reviewing literature.
III	12		Research Approaches and designs <ul style="list-style-type: none"> □ Type: Quantitative and Qualitative □ Historical, survey and experimental – Characteristics, types advantages and disadvantages □ Qualitative: Phenomenology, grounded theory, ethnography
IV	10	5	Research problem: <ul style="list-style-type: none"> □ Identification of research problem □ Formulation of problem statement and research objectives □ Definition of terms □ Assumptions and delimitations □ Identification of variables □ Hypothesis – definition, formulation and types.
V	5	5	Developing theoretical/conceptual framework. <ul style="list-style-type: none"> □ Theories: Nature, characteristics, Purpose and uses □ Using, testing and developing conceptual framework, models and theories.

VI	6		Sampling <ul style="list-style-type: none"> <input type="checkbox"/> Population and sample <input type="checkbox"/> Factors influencing sampling <input type="checkbox"/> Sampling techniques <input type="checkbox"/> Sample size <input type="checkbox"/> Probability and sampling error <input type="checkbox"/> Problems of sampling
VII	20	10	Tools and methods of Data collection: <ul style="list-style-type: none"> <input type="checkbox"/> Concepts of data collection <input type="checkbox"/> Data sources, methods/techniques quantitative and qualitative. <input type="checkbox"/> Tools for data collection – types, characteristics and their development <input type="checkbox"/> Validity and reliability of tools <input type="checkbox"/> Procedure for data collection
VIII	5		Implementing research plan <ul style="list-style-type: none"> <input type="checkbox"/> Pilot Study, review research plan (design)., planning for data collection, administration of tool/interventions, collection of data
IX	10	10	Analysis and interpretation of data <ul style="list-style-type: none"> <input type="checkbox"/> Plan for data analysis: quantitative and qualitative <input type="checkbox"/> Preparing data for computer analysis and presentation. <input type="checkbox"/> Statistical analysis <input type="checkbox"/> Interpretation of data <input type="checkbox"/> Conclusion and generalizations <input type="checkbox"/> Summary and discussion
X	10		Reporting and utilizing research findings: <ul style="list-style-type: none"> <input type="checkbox"/> Communication of research results; oral and written <input type="checkbox"/> Writing research report purposes, methods and style- vancouver, American Psychological Association (APA), Campbell etc <input type="checkbox"/> Writing scientific articles for publication: purposes & style
XI	3	8	Critical analysis of research reports and articles
XII	4	7	Developing and presenting a research proposal

Activities:

- Annotated Bibliography of research reports and articles.
- Review of literature of selected topic and reporting
- Formulation of problem statement, objective and hypothesis
- Developing theoretical/conceptual framework.
- Preparation of a sample research tool
- Analysis and interpretation of given data
- Developing and presenting research proposal
- Journal club presentation
- Critical evaluation of selected research studies
- Writing a scientific paper.

Method of Teaching

- Lecture-cum-discussion
- Seminar/Presentations
- Project
- Class room exercises
- Journal club

Methods of Evaluation

- Quiz, Tests(Term)
- Assignments/Term paper
- Presentations
- Project work

Internal Assessment

Techniques	Weightage (15marks)
Term Test(2 tests)	40%
Assignment	20%
Presentation	20%
Project work	20%
Total	100%

Part –B : Statistics

Hours of Instruction
 Theory 50Hours
 Practical 50 Hours
 Total : 100Hours

Course Description

At the end of the course, the students will be able to develop an understanding of the statistical methods and apply them in conducting research studies in nursing.

General Objectives

At the end of the course the students will be able to:

1. Explain the basic concepts related to statistics
2. Describe the scope of statistics in health and nursing
3. Organize, tabulate and present data meaningfully.
4. Use descriptive and inferential statistics to predict results.
5. Draw conclusions of the study and predict statistical significance of the results.
6. Describe vital health statistics and their use in health related research.
7. Use statistical packages for data analysis

Unit	Hours		Course Content
	Theory	Practical	
I	7	4	Introduction: <ul style="list-style-type: none"> □ Concepts, types, significance and scope of statistics, meaning of data, □ sample, parameter □ type and levels of data and their measurement □ Organization and presentation of data – Tabulation of data; □ Frequency distribution □ Graphical and tabular presentations.
II	4	4	Measures of central tendency: <ul style="list-style-type: none"> □ Mean, Median, Mode
III	4	5	Measures of variability; <ul style="list-style-type: none"> □ Range, Percentiles, average deviation, quartile deviation, standard deviation

IV	3	2	Normal Distribution: <input type="checkbox"/> Probability, characteristics and application of normal probability curve; sampling error.
V	6	8	Measures of relationship: <input type="checkbox"/> Correlation – need and meaning <input type="checkbox"/> Rank order correlation; <input type="checkbox"/> Scatter diagram method <input type="checkbox"/> Product moment correlation <input type="checkbox"/> Simple linear regression analysis and prediction.
VI	5	2	Designs and meaning: <input type="checkbox"/> Experimental designs <input type="checkbox"/> Comparison in pairs, randomized block design, Latin squares.
VII	8	10	Significance of Statistic and Significance of difference between two Statistics (Testing hypothesis) <input type="checkbox"/> Non parametric test – Chi-square test, Sign, median test, Mann Whitney test. <input type="checkbox"/> Parametric test – ‘t’ test, ANOVA, MANOVA, ANCOVA
VIII	5	5	Use of statistical methods in psychology and education: <input type="checkbox"/> Scaling – Z Score, Z Scaling <input type="checkbox"/> Standard Score and T Score <input type="checkbox"/> Reliability of test Scores: test-retest method, parallel forms, split half method.
IX	4	2	Application of statistics in health: <input type="checkbox"/> Ratios, Rates, Trends <input type="checkbox"/> Vital health statistics – Birth and death rates. <input type="checkbox"/> Measures related to fertility, morbidity and mortality
X	4	8	Use of Computers for data analysis <input type="checkbox"/> Use of statistical package.

Activities

- Exercises on organization and tabulation of data,
- Graphical and tabular presentation of data
- Calculation of descriptive and inferential statistics (chi square, t-test, correlation)
- Practice in using statistical package
- Computing vital health statistics

Methods of Teaching:

- Lecture-cum-discussion
- Demonstration – on data organization, tabulation, calculation of statistics, use of statistical package, Classroom exercises, organization and tabulation of data,

- Computing Descriptive and inferential statistics; vital and health statistics and use of computer for data entry and analysis using statistical package.

Methods of Evaluation

- Test, Classroom statistical exercises.

Internal Assessment

Techniques

Weightage 10 marks

Test – (2 tests)

100%

Reference Books:

1. Basavanthappa, B.T, Nursing Research, Jaypee Brothers, 2003, New Delhi.
2. Mahajan, B.K, Methods in Biostatistics, Jaypee Brothers, 1999, New Delhi.
3. Rose Hott & Budin. Notter's, Essentials of Nursing Research, spinger publisher, 1999, New York.
4. Patricia Nunhall. Nursing Research, James & Bar, 2001, Canada.
5. Caroly M.H, Research Methods for Clinical Therapists Applied Project Design and Analysis, 1999, Churchill Livingstone.
6. P.K. Indrani, T.K, Research Methods for Nurses. Jaypee brothers, 2005.
7. Clifford et al, Getting Research into Practice, Churchill Livingstone, 2004, New York.
8. Freshwater D. & Bishop V, Nursing Research in Context, Palgrave Macmillan, 2004, New York.
9. Macnee C. L, Understanding Nursing Research: Reading & Using Research in Practice, Lippincott Williams, Wilkins, 2004, London.
10. Polit, D.F. & Bleck C.T, Nursing Research Principles & Methods, Lippincott Williams Wilkins, 2004, New York.
11. Polit, Bleck & P. Hungler, Nursing Research Methods, Appraisal & Utilization, 2001, Lippincott.
12. Specials & Carpenter, Qualitative Research in Nursing Advancing the Humanistic Imperative, Lippincott Williams. 2007 *

Latest editions of all the suggested books are recommended

Journals:

1. Journal of nursing practice and research.
2. Indian journal of medical ethics

Instruction for paper setter:

Question papers shall be subjective type. The number of questions can be 5 to 7 depending upon the weightage given to each question

First year Annual Examination to be held in the year 2021, 2022

CLASS: M.SC NURSING 1ST YEAR

BRANCH: MEDICAL SURGICAL NURSING

COURSE TITLE: CLINICAL SPECIALITY-I

COURSE CODE: MSCNUR104

DURATION OF EXAMINATION: 3 HOURS

HOURS OF INSTRUCTION:

THEORY: 150HOURS

PRACTICAL: 650 HOURS

TOTAL: 800 HOURS

COURSE DESCRIPTION

This course is common for the students undergoing clinical speciality-II in neuro science nursing/cardiovascular& thoracic nursing/critical care nursing/oncology nursing/orthopaedic and rehabilitation nursing/nephro & urology nursing, gastroenterology nursing/ geriatric nursing.

It is designed to assist students in developing expertise and in depth knowledge in the field of medical Surgical Nursing. It will help students to appreciate the patient as a holistic individual and develop skill to function as a specialized Medical-Surgical Nurse. It will further enable the student to function as an educator, manager and researcher in the field of Medical – Surgical Nursing.

COURSE OUTCOMES

At the end of the course the students will be able to:

1. Appreciate the trends & issues in the field of Medical – Surgical Nursing as a speciality.
2. Apply concepts & theories related to health promotion.
3. Appreciate the client as a holistic individual.
4. Perform physical, psychosocial assessment of Medical – Surgical patients.
5. Apply Nursing process in providing care to patients.
6. Integrate the concept of family centered nursing care with associated disorder such as genetic, congenital and long-term illness.
7. Recognize and manage emergencies with Medical- Surgical patients.

8. Describe various recent technologies & treatment modalities in the management of critically ill patients.
9. Appreciate the legal & ethical issues relevant to Medical – Surgical Nursing.
10. Prepare a design for layout and management of Medical – Surgical Units.
11. Appreciate the role of alternative systems of Medicine in care of patients.
12. Incorporate evidence based Nursing practice and identify the areas of research in the field of Medical – Surgical Nursing.
13. Recognize the role of Nurse practitioner as a member of the Medical – Surgical health team.
14. Teach Medical – Surgical Nursing to undergraduate nursing students & in-service nurses.

COURSE CONTENT:

Unit	Hours	Content
I	5	<p>Introduction:</p> <ul style="list-style-type: none"> □ Historical development of Medical- Surgical Nursing in India. □ Current status of health and disease burden in India. □ Current concept of health. □ Trends & issues in Medical – Surgical Nursing. □ Ethical & cultural issues in Medical – Surgical Nursing. □ Rights of patients. □ National health policy, special laws & ordinances relating to older people. □ National goals. □ Five year plans. □ National health programs related to adult health.
II	20	<p>Health Assessment of patients</p> <ul style="list-style-type: none"> □ History taking. □ Physical examination of various systems. □ Nutritional assessment. □ Related investigations and diagnostic assessment.

<p>III</p>	<p>5</p>	<p>Care in hospital settings:</p> <ul style="list-style-type: none"> □ Ambulatorycare. □ Acute and Criticalcare. □ Long termcare. □ Home HealthCare. □ Characteristics, care models, practice settings, interdisciplinary team. □ Hospitalization- effects of hospitalization on the patient &family. □ Stressors & reactions related to diseaseprocess. □ Nursing care using Nursing processapproach.
<p>IV</p>	<p>10</p>	<p>Management of patients with disorders of Gastro intestinal tract</p> <ul style="list-style-type: none"> □ Review of anatomy andphysiology. □ Common Disorders-etiology, Patho physiology, Clinical manifestations, complications,prognosis. □ Health assessment- History taking, physical examination, investigation and diagnostic assessment. □ Treatment modalities andtrends. □ Nursingmanagement. □ Related researchstudies. □ Evidence based nursingpractice. □ Rehabilitation andfollow-up.
<p>V</p>	<p>10</p>	<p>Management of patients with disorders of nervous system</p> <ul style="list-style-type: none"> □ Review of anatomy andphysiology. □ Common Disorders- etiology, Patho physiology,Clinical manifestations, complications,prognosis. □ Health assessment-History taking, physical examination, investigation and diagnosticassessment. □ Treatment modalities andtrends. □ Nursingmanagement. □ Related researchstudies. □ Evidence based nursingpractice. □ Rehabilitation andfollow-up.
<p>VI</p>	<p>10</p>	<p>Management of patients with disorders of respiratory system</p> <ul style="list-style-type: none"> □ Review of anatomy andphysiology. □ Common Disorders- etiology, Patho physiology,Clinical manifestations, complications,prognosis. □ Health assessment-History taking, physical examination, investigation and diagnosticassessment. □ Treatment modalities andtrends. □ Nursingmanagement. □ Related researchstudies. □ Evidence based nursingpractice. □ Rehabilitation andfollow-up.

<p>VII</p>	<p>10</p>	<p>Management of patients with disorders of cardio vascular system</p> <ul style="list-style-type: none"> □ Review of anatomy and physiology. □ Common Disorders- etiology, Patho physiology, Clinical manifestations, complications, prognosis. □ Health assessment-History taking, physical examination, investigation and diagnostic assessment. □ Treatment modalities and trends. □ Nursing management. □ Related research studies. □ Evidence based nursing practice. □ Rehabilitation and follow-up.
<p>VIII</p>	<p>5</p>	<p>Management of patients with disorders of blood</p> <ul style="list-style-type: none"> □ Review of anatomy and physiology. □ Common Disorders- etiology, Patho physiology, Clinical manifestations, complications, prognosis. □ Health assessment-History taking, physical examination, investigation and diagnostic assessment. □ Treatment modalities and trends. □ Nursing management. □ Related research studies □ Evidence based nursing practice □ Rehabilitation and follow-up
<p>IX</p>	<p>10</p>	<p>Management of patients with disorders of genito urinary system</p> <ul style="list-style-type: none"> □ Review of anatomy and physiology. □ Common Disorders- etiology, Patho physiology, Clinical manifestations, complications, prognosis. □ Health assessment-History taking, physical examination, investigation and diagnostic assessment. □ Treatment modalities and trends. □ Nursing management. □ Related research studies. □ Evidence based nursing practice. □ Rehabilitation and follow-up.
<p>X</p>	<p>10</p>	<p>Management of patients with disorders of endocrine system</p> <ul style="list-style-type: none"> □ Review of anatomy and physiology. □ Common Disorders- etiology, Patho physiology, Clinical manifestations, complications, prognosis. □ Health assessment-History taking, physical examination, investigation and diagnostic assessment. □ Treatment modalities and trends. □ Nursing management. □ Related research studies. □ Evidence based nursing practice. □ Rehabilitation and follow-up.

<p>XI</p>	<p>10</p>	<p>Management of patients with disorders of musculo-skeletal system</p> <ul style="list-style-type: none"> □ Review of anatomy and physiology. □ Common Disorders- etiology, Patho physiology, Clinical manifestations, complications, prognosis. □ Health assessment-History taking, physical examination, investigation and diagnostic assessment. □ Treatment modalities and trends. □ Nursing management. □ Related research studies. □ Evidence based nursing practice. □ Rehabilitation and follow-up.
<p>XII</p>	<p>8</p>	<p>Management of patients with disorders of integumentary system</p> <ul style="list-style-type: none"> □ Review of anatomy and physiology. □ Common Disorders- etiology, Patho physiology, Clinical manifestations, complications, prognosis. □ Health assessment-History taking, physical examination, investigation and diagnostic assessment. □ Treatment modalities and trends. □ Nursing management. □ Related research studies. □ Evidence based nursing practice. □ Rehabilitation and follow-up.
<p>XIII</p>	<p>5</p>	<p>Management of patients with disorders of Eye and ENT</p> <ul style="list-style-type: none"> □ Review of anatomy and physiology. □ Common Disorders-etiology, Patho physiology, Clinical manifestations, complications, prognosis. □ Health assessment-History taking, physical examination, investigation and diagnostic assessment. □ Treatment modalities and trends. □ Nursing management. □ Related research studies. □ Evidence based nursing practice. □ Rehabilitation and follow-up.
<p>XIV</p>	<p>8</p>	<p>Management of patients with disorders of reproductive system</p> <ul style="list-style-type: none"> □ Review of anatomy and physiology. □ Common Disorders- etiology, Patho physiology, Clinical manifestations, complications, prognosis. □ Health assessment-History taking, physical examination, investigation and diagnostic assessment. □ Treatment modalities and trends. □ Nursing management. □ Related research studies. □ Evidence based nursing practice. □ Rehabilitation and follow-up.

<p>XV</p>	<p>8</p>	<p>Geriatric nursing</p> <ul style="list-style-type: none"> □ Nursing Assessment-History and Physicalassessment. □ Ageing; □ Demography; Myths andrealities. □ Concepts and theories ofageing. □ Cognitive Aspects ofAgeing. □ Normal biologicalageing. □ Age related body systemschanges. □ Psychosocial Aspects ofAging. □ Medications andelderly. □ Stress & coping in olderadults. □ Common Health Problems & NursingManagement; □ Psychosocial andSexual. □ Abuse ofelderly. □ Role of nurse for care of elderly: ambulation, nutritional, communicational, psychosocial and spiritual. □ Role of nurse for caregivers ofelderly. □ Role of family and formal and non formalcaregivers. □ Use of aids and prosthesis (hearing aids,dentures, □ Legal & EthicalIssues. □ Provisions and Programmes for elderly; privileges, Community Programs and healthservices; □ Home and institutionalcare. □ Issues, problems andtrends.
<p>XVI</p>	<p>8</p>	<p>Management of patients with communicable and sexually transmitted diseases:</p> <ul style="list-style-type: none"> □ Review of immunesystem. □ Common Disorders of immune system –HIV/AIDS. □ Review of infectious diseaseprocess. □ Communicable Diseases- etiology, Patho physiology, Clinical manifestations, complications,prognosis. □ Health assessment-History taking, physical examination, investigation and diagnosticassessment. □ Treatment modalities andtrends. □ Nursingmanagement. □ Related researchstudies. □ Evidence based nursingpractice. □ Rehabilitation andfollow-up.
<p>XVI I</p>	<p>8</p>	<p>Emergency, trauma and multi-system organ failure</p> <ul style="list-style-type: none"> □ DIC (disseminated intravascularcoagulation) □ Trauma, burns,poisoning □ Etiology, Patho physiology, Clinical manifestations, complications, prognosis. □ Health assessment-History taking, physical examination, investigation and diagnosticassessment. <ul style="list-style-type: none"> ● Treatment modalities andtrends. ● Nursingmanagement. ● Related researchstudies. ● Evidence based nursingpractice. ● Rehabilitation andfollow-up.

Practical

Total = 660 Hours

1 Week = 30 Hours

S.No.	Dept/Unit	No. of Week	Total Hours
	General Medical Ward	4	120 Hours
	General Surgical Ward	4	120 Hours
	ICUs	4	120 Hours
	Oncology	2	60 Hours
	Ortho	2	60 Hours
	Cardio	2	60 Hours
	Emergency Department	2	60 Hours
	Neuro	2	60 Hours

Student Activities:

- Clinical presentations
- History taking
- Health Assessment
- Nutritional Assessment
- Health Education related to disease conditions
- Case studies
- Project work
- Field visits

Reference Books:

1. Black M.J. & Hawks H.J, Medical Surgical Nursing, Clinical Management for Positive Outcome, Saunders, Elsevier.
2. Brunner and suddarth's, Textbook of Medical surgical Nursing, south Asian edition, Wolters Kluwer.
3. Lewis, Medical Surgical Nursing, south Asian edition, Chintamani,
4. Urban, A.N. & Greenlac K.K, Guidelines for Critical Care Nursing, Mosby.
5. Wood L.S. & Frelicher S.E, Fetal Cardiac Nursing, Lippincott Williams & Wilkings.
6. Baughman Diane C, Hand Book for Surgical Nursing, Lipincott, NewYork.
7. Philip & Wilma J, Medical- Surgical Nursing, B.T Pubn Bangalore.
8. Richardved Lee, Medical Case of the Pregnant Patient, American College, Philadelphia.
9. B.T. Basavanthapa, Medical Surgical Nursing, 2nd edition, Jaypee Publication.

Instruction for paper setter:

Question papers shall be subjective type. The number of questions can be 5 to 7 depending upon the weightage given to each question.

FIRST YEAR ANNUAL EXAMINATION TO BE HELD IN THE YEAR 2021,2022

CLASS: M.SC NURSING 1ST YEAR

BRANCH: OBSTETRIC AND GYNAECOLOGICAL NURSING

COURSE TITLE: CLINICAL SPECIALITY-I

COURSE CODE: MSCNUR105

DURATION OF EXAMINATION: 3 HOURS

HOURS OF INSTRUCTION

THEORY: 150HOURS

PRACTICAL: 650 HOURS

TOTAL: 800 HOUR

COURSE DESCRIPTION

This course is designed to assist students in developing expertise and in- depth understanding in the field of Obstetric and Gynaecological Nursing. It will help students to appreciate the client as a holistic individual and develop skill to function as an independent midwifery practitioner. It will further enable the student to function as educator, manager, and researcher in the field of Obstetric and Gynaecological nursing

Course Outcomes

At the end of the course the students will be able to:

1. Appreciate the trends in the field of midwifery, obstetrics and gynecology as a speciality.
2. Describe the population dynamics and indicators of maternal and child health
3. Describe the concepts of biophysical, psychological and spiritual aspects of normal pregnancy, labor and puerperium.
4. Provide comprehensive nursing care to women during reproductive period and newborns.
5. Integrate the concepts of family centered nursing care and nursing process approach in obstetric and gynaecological nursing.
6. Identify and analyze the deviations from normal birth process and refer appropriately.
7. Describe the pharmacological agents, their effects during pregnancy, child birth, puerperium, lactation and the role of nurse
8. Counsel adolescents, women and families on issues pertaining to pregnancy, child birth and lactation
9. Describe the role of various types of complementary and alternative therapies in obstetric and gynaecological nursing.

10. Incorporate evidence based nursing practice and identify the areas of research in the field of obstetric and gynaecological nursing.
11. Describe the recent advancement in contraceptive technology and birth control measures
12. Appreciate the legal and ethical issues pertaining to obstetric and gynaecological nursing

Course Content

Units	Hours	Content
I	10	<p>Introduction</p> <ul style="list-style-type: none"> □ Historical and contemporary perspectives □ Epidemiological aspects of maternal and child health □ Magnitude of maternal and child health problems □ Issues of maternal and child health : Age, Gender, Sexuality, psycho Socio cultural factors □ Preventive obstetrics □ National health and family welfare programmes related to maternal and child health: health care delivery system- National Rural health mission, Role of NGO's □ Theories, models and approaches applied to midwifery practice □ Role and scope of midwifery practice: Independent Nurse midwifery practitioner □ Legal and Ethical issues: Code of ethics and standards of midwifery practice, standing orders □ Evidence based midwifery practice □ Research priorities in obstetric and gynaecological nursing.
II	15	<p>Human reproduction</p> <ul style="list-style-type: none"> □ Review of anatomy and physiology of human reproductive system: male and female □ Hormonal cycles □ Embryology □ Genetics, teratology and counseling □ Clinical implications

III	25	<p>Pregnancy</p> <ul style="list-style-type: none">□ Maternal adaptation : Physiological, psychosocial<ul style="list-style-type: none">● Assessment– Maternal and foetal measures Maternal measures: History taking , examination-General, physical and obstetrical measure, identification of high risk,● Foetal measure- clinical parameters, biochemical- human estriol, Maternal Serum Alfa Feto Protein, Acetyl Choline esterase (AchE), Triple Test Aminocentesis, Cordocentesis, chorionic villus sampling (CVS)),● Biophysical- (US IMAGING, Foetal movement count, Ultra Sonography, Cardiotocography, cardiotomography, Non Stress Test(NST), Contraction stress test(CST), amnioscopy, foetoscopy,● Radiological examination,□ Interpretation of diagnostic tests and nursing implications□ Nursing management of the pregnant women, minor disorders of pregnancy and management, preparation for child birth and parenthood, importance of institutional delivery, choice of birth setting, importance and mobilizing of transportation, prenatal counseling, role of nurse and crisis intervention, identification of high risk pregnancy and refer□ Alternative/complementary therapies
------------	-----------	--

IV	25	<p>Normal Labour and nursing management:</p> <ul style="list-style-type: none">□ Essential factors of labour□ Stages and onset <p>First stage: Physiology of normal labour</p> <ul style="list-style-type: none">• Use of partograph: Principles, use and critical analysis, evidence based studies• Analgesia and anaesthesia in labour• Nursing management <p>Second stage</p> <ul style="list-style-type: none">• Physiology, intrapartum monitoring• Nursing management.• Resuscitation, immediate newborn care and initiate breast feeding (Guidelines of National neonatology forum of India) <p>Third stage</p> <ul style="list-style-type: none">• Physiology and nursing management <p>Fourth stage – Observation, critical analysis and Nursing management.</p> <ul style="list-style-type: none">• Various child birth practice: water birth, position change etc• Evidence based practice in relation to labour intervention <p>Role of nurse midwifery practitioner</p> <ul style="list-style-type: none">• Alternative/complementary therapies
----	----	--

V	20	<p>Normal puerperium and nursing management</p> <ul style="list-style-type: none"> □ Physiology of puerperium □ Physiology of lactation, lactation management, exclusive breast feeding, Baby friendly hospital initiative (BFHI) □ Assessment of postnatal women. □ Minor discomforts and complications of puerperium □ Management of mothers during puerperium: Postnatal exercises, Rooming in, bonding, warm chain □ Evidence based studies <p>Role of nurse midwifery practitioner</p> <ul style="list-style-type: none"> • Alternative/complementary therapies
VI	20	<p>Normal Newborn</p> <ul style="list-style-type: none"> □ Physiology and characteristics of normal newborn □ Physical and Behavioural assessment of newborn □ Needs of newborn □ Essential newborn care: Exclusive breast feeding, Immunization, Hygiene measures, Newborn nutrition □ Organization of neonatal care, services (Levels), transport, neonatal intensive care unit, organization and management of nursing services in NICU □ Observation and care of newborn □ Parenting process
VII	10	<p>Pharmacodynamics in obstetrics</p> <ul style="list-style-type: none"> □ Drugs used in pregnancy, labour, post partum and newborn □ Calculation of drug dose and administration □ Effects of drugs used □ Anaesthesia and analgesia in obstetrics □ Roles and responsibilities of midwifery nurse practitioner □ Standing orders and protocols and use of selected life saving drugs and interventions of obstetric emergencies approved by the MOHFW
VIII	10	<p>Family welfare services</p> <ul style="list-style-type: none"> □ Population dynamics □ Demographic trends: vital statistics, calculation of indicators especially maternal and neonatal mortality rates and problems and other health problems □ Recent advancement in contraceptive technology □ Role of nurses in family welfare programmes in all settings □ Role of independent nurse midwifery practitioner □ Family life education □ Evidence based studies □ Information, Education and Communication (IEC) □ Management information and evaluation system (MIES) □ Teaching and supervision of health team members

IX	5	Infertility <ul style="list-style-type: none"><input type="checkbox"/> Primary and secondary causes<input type="checkbox"/> Diagnostic procedures<input type="checkbox"/> Counseling: ethical and legal aspects of assisted reproductive technology (ART)<input type="checkbox"/> Recent advancement in infertility management.<input type="checkbox"/> Adoption procedures Role of nurses in infertility management.
X	5	Menopause <ul style="list-style-type: none"><input type="checkbox"/> Physiological, psychological and social aspects<input type="checkbox"/> Hormone Replacement Therapy<input type="checkbox"/> Surgical menopause<input type="checkbox"/> Counseling and guidance Role of midwifery nurse practitioner
XI	5	Abortion <ul style="list-style-type: none"><input type="checkbox"/> Types, causes<input type="checkbox"/> Legislations, Clinical rights and professional responsibility<input type="checkbox"/> Abortion procedures<input type="checkbox"/> Complications<input type="checkbox"/> Nursing management Role of midwifery nurse practitioner

Practical

**Total = 660 Hours
1 week = 30 Hours**

S.No.	Deptt./Unit	No. of Week	Total Hours
1	Anetenatal Wards & OPDs	4	120
2	Labour Room	5	150
3	Postnatal Ward	2	60
4	Family Planning Clinics	2	60
5	PHC/Rural maternity settings	4	120
6	Gynae	2	60
7	Maternity OT	2	60
8	NICU	1	30
	Total	22 Weeks	660Hours

Procedures observed

- Diagnostic investigations : amniocentesis, chorionic villi sampling
- Infertility management: artificial reproduction : artificial insemination, invitro fertilization, and related procedures

Procedures assisted

- Medical termination of pregnancy,

Procedures performed

- Antenatal assessment-20
- Postnatal assessment-20
- Assessment during labour : use of partograph -20
- Per vaginal examination-20
- Conduct of normal delivery-20
- Episiotomy and suturing-10
- Setting up of delivery areas
- Insertion of intra uterine devices(copper T)

Others

- Identification of high risk women and referral
- Health education: to women and their families
- Motivation of couples for planned parenthood

Reference Books:

1. Buckley Kathleen and Kulb Nancy W, High Risk Maternity Nursing Manual, Williams & Wilkin, 1993, Philadelphia.
2. Bennet V Ruth & Brown K Linda, Myles Text Book for Midwives, ELBS, Churchill Livingstone.
3. Calander, R & Miller A, Obstetrics Illustrated, Churchill & Livingstone, 1993, New York.
4. Dawn C.S, Text Book of Obstetrics and Neonatology, Dawn Books, Calcutta.
5. Dawn C.S, Text Book of Gynecology and Contraception, Dawn Books, Calcutta.
6. Dutta D.C, Text Book of Obstetrics, New Central Agency 2001, Calcutta.
7. Dutta D.C, Text Book of Gynecology, New Central Agency, 2001, Calcutta.
8. Daftary Shrish, Holland and Brews Manual of Obstetrics, B Churchill Livingstone, New Delhi.
9. Dickason Elizabeth Jean et al, Maternal Infant Nursing Care, Mosby, St.Louis.
10. Goodner Brenda, Concepts of Obstetrics Nursing, Skidmore, Roth Publishing, INC, Texas.
11. Gorie Trula Myers et al, Foundations of Maternal Newborn Nursing, WB Saunders, Co., 1998, Philadelphia.
12. Ladewing Patricia Wieland et al, Essentials of Maternal Newborn Nursing, Addison Wesley Nursing, 1990, New York.
13. Rashmi Patil, Instruments, Operations, Drugs in Obstetrics and Gynaecology, Vora Medical Publications, Mumbai.
14. Philips Celeste R, Family Centered Maternity Newborn Care, Mosby New Year Book, 1996, St Louis.

Instruction for paper setter:

Question papers shall be subjective type. The number of questions can be 5 to 7 depending upon the weightage given to each question.

CLASS: M.SC NURSING 1ST YEAR

BRANCH: CHILD HEALTH (PAEDIATRIC) NURSING

COURSE TITLE: CLINICAL SPECIALITY-I

COURSE CODE: MSCNUR106

DURATION OF EXAMINATION: 3 HOURS

HOURS OF INSTRUCTION

THEORY: 150HOURS

PRACTICAL: 650 HOURS

TOTAL: 800 HOURS

COURSE DESCRIPTION

This course is designed to assist students in developing expertise and in-depth understanding in the field of Pediatric Nursing. It will help students to appreciate the child as a holistic individual and develop skill to function as neonatal and pediatric nurse specialist. It will further enable the student to function as educator, manager, and researcher in the field of Paediatric nursing

Course Outcomes

At the end of the course the students will be able to:

1. Appreciate the history and developments in the field of pediatrics and pediatric nursing as a specialty
2. Apply the concepts of growth and development in providing care to the pediatric clients and their families.
3. Appreciate the child as a holistic individual
4. Perform physical, developmental, and nutritional assessment of pediatric clients
5. Apply nursing process in providing nursing care to neonates & children
6. Integrate the concept of family centered pediatric nursing care with related areas such as genetic disorders, congenital malformations and long term illness.
7. Recognize and manage emergencies in neonates
8. Describe various recent technologies and treatment modalities in the management of high risk neonates
9. Appreciate the legal and ethical issues pertaining to pediatric and neonatal nursing
10. Prepare a design for layout and management of neonatal units
11. Incorporate evidence based nursing practice and identify the areas of research in the field of pediatric/neonatal nursing

12. Recognize the role of pediatric nurse practitioner and as a member of the pediatric and neonatal health team
13. Teach pediatric nursing to undergraduate students & in-service nurses

Course Content

Unit	Hours	Content
I	10	<p>Introduction</p> <ul style="list-style-type: none"> □ Historical development of Pediatrics and Pediatric Nursing in India; □ Current status of child health in India; □ Trends in Pediatrics and Pediatric Nursing, □ Ethical and cultural issues in pediatric care □ Rights of children □ National health policy for children, special laws and ordinances relating to children. □ National goals, □ Five year plans, □ National health programs related to child health.
II	10 Hrs	<p>Assessment of pediatric clients</p> <ul style="list-style-type: none"> □ History taking □ Developmental assessment □ Physical assessment □ Nutritional assessment □ Family assessment
III	10	<p>Hospitalized child</p> <ul style="list-style-type: none"> □ Meaning of hospitalization of the child, preparation for hospitalization, effects of hospitalization on the child and family □ Stressors and reactions related to developmental stages, play activities for ill hospitalized child. □ Nursing care of hospitalized child and family - principles and practices
IV	15	<p>Pre-natal Pediatrics</p> <ul style="list-style-type: none"> □ Embryological and fetal development, Prenatal factors influencing growth and development of fetus, □ Genetic patterns of common pediatric disorders, chromosomal aberrations, genetic assessment and counseling □ legal and ethical aspects of genetic, screening and counseling □ role of nurse in genetic counseling, □ Importance of prenatal care and role of pediatric nurse.

V	15	<p>Growth and Development of children</p> <ul style="list-style-type: none"> □ Principles of growth and development, □ Concepts and theories of growth and development, □ Developmental tasks and special needs from infancy to adolescence, developmental milestones, □ Assessment of growth and development of pediatric clients, □ Factors affecting growth and development.
VI	15	<p>Behavioral Pediatrics and Pediatric Nursing</p> <ul style="list-style-type: none"> □ Parent child relationship, □ Basic behavioral pediatric principles and specific behavioral pediatric concepts/disorders-maternal deprivation, failure to thrive, child abuse, the battered child, □ Common behavioral problems and their management, □ Child guidance clinic.
VII	15	<p>Preventive Pediatrics and Pediatric Nursing</p> <ul style="list-style-type: none"> □ Concept, aims and scope of preventive pediatrics, □ Maternal health and its influence on child health antenatal aspects of preventive pediatrics, □ Immunization, expanded program on immunization/ universal immunization program and cold chain, □ Nutrition and nutritional requirements of children, changing patterns of feeding, baby- friendly hospital initiative and exclusive breastfeeding, □ Health education, nutritional education for children □ Nutritional programs □ National and international organizations related to child health, <p>Role of pediatric nurse in the hospital and community.</p>
VIII	30	<p>Neonatal Nursing</p> <ul style="list-style-type: none"> □ New born baby- profile and characteristics of the newborn, □ Assessment of the newborn, □ Nursing care of the new born at birth, care of the newborn and family, □ High risk newborn- pre term and term neonate and growth retarded babies, □ Identification and classification of neonates with infections, HIV & AIDS, Ophthalmia neonatorum, congenital syphilis. □ High risk new born- Identification, classification and nursing management □ Organization of neonatal care, services (Levels), transport, neonatal intensive care unit, organization and management of nursing services in NICU.
IX	30	<p>IMNCI (Integrated management of neonatal and childhood illnesses)</p>

First Year Annual Examination to be held in the year 2021, 2022

**COURSE TITLE: CLINICAL SPECIALITY-I CHILD HEALTH (PAEDIATRIC)
NURSING**

COURSE CODE: MSCNUR106

Practical

**Total = 660Hours 1
Week = 30Hours**

S.No.	Deptt./Unit	No. of Week	Total Hours
1	Pediatric Medicine Ward	4	120 Hours
2	Pediatric Surgery Ward	4	120 Hours
3	Labor Room/Maternity Ward	2	60 Hours
4	Pediatric OPD	2	60 Hours
5	NICU	4	120 Hours
6	Creche	1	30 Hours
7	Child Guidance Clinic	1	30 Hours
8	Community	4	120 Hours
	Total	22 Weeks	660 Hours

Student Activities

- Clinical presentations
- Growth & developmental assessment
- Assessment & prescription of nursing interventions for sick children
- Health education related to disease conditions
- Nutritional assessment
- Project work
- Field visits

Reference Books:

1. Alexander NM, Brown MS, Paediatric Physical Diagnosis for Nurses, McGraw Hill Book Co., New York.
2. Ball, Paediatric Nursing Caring for Children, 1999, Prenticehall.
3. Behrman, Richard K & Vaughan, Nelson, s, TextBook of Paediatrics, WB Saunders Co.,
4. Blake G, Florence & Wright, Essentials of Paediatric Nursing,
5. Barbara EW, Guidelines in the Care of the Low Birth Weight, Orient Longman
6. Bowden Greenberg, Paediatric Nursing Procedure, Lippincott, Williams& Wilkins
7. Cameron, Jelinek et al, Text Book of Emergency Paediatric Medicine,
8. Ghai O P, Essential Text Book Of Paediatrics” Jaypee Brothers
9. Ghosh Shanti, Nutrition and Child Care, Jaypee Brothers, New Delhi.
10. Ghosh Shanti, Know Your Child, Jaypee Brothers, New Delhi.
11. Gupte Suraj, Neonatal Emergencies Jaypee Brothers, New Delhi.
12. Gupte Suraj, A Short Text Book of Paediatrics, Jaypee Brothers, New Delhi.
13. Guha DK, Manual of Practical Newborn Care, Jaypee Brothers, New Delhi. M.Sc. (Nursing) Revised
Hathfield N, Introductory Paediatric Nursing, Lippincott, 2003.
14. Helens CL & Roberts, Paediatric Nursing, CV Mosby & Co.

* Latest editions of all the suggested books are recommended*

First Year Annual Examination to be held in the year 2021, 2022

**COURSE TITLE: CLINICAL SPECIALITY-I CHILD HEALTH (PAEDIATRIC)
NURSING**

COURSE CODE: MSCNUR106

Instruction for paper setter:

Question papers shall be subjective type. The number of questions can be 5 to 7 depending upon the weightage given to each question.

CLASS: M.SC NURSING 1ST YEAR

BRANCH: MENTAL HEALTH (PSYCHIATRIC) NURSING

COURSE TITLE: CLINICAL SPECIALITY-I

COURSE CODE: MSCNUR107

DURATION OF EXAMINATION: 3 HOURS

HOURS OF INSTRUCTION

THEORY: 150HOURS

PRACTICAL: 650 HOURS

TOTAL: 800 HOUR

COURSEDESCRIPTION

This course is designed to assist students in developing expertise and in-depth understanding in the field of Psychiatric Nursing. It will help students to appreciate the client as a holistic individual and develop skill to function psychiatric nurse specialist . It will further enable the student to function aseducator, manager, and researcher in the field of Psychiatricnursing

Course Outcomes

At the end of the course the students will be able to:

1. Appreciate the trends and issues in the field of psychiatry and psychiatricnursing.
2. Explain the dynamics of personality development and human behaviour.
3. Describe the concepts of psychobiology in mental disorders and its implications for psychiatricnursing
4. Demonstrate therapeutic communications skills in allinteractions
5. Demonstrate the role of psychiatric nurse practitioner in various therapeuticmodalities
6. Establish and maintain therapeutic relationship with individual and groups
7. Uses assertive techniques in personal and professionalactions
8. Promotes self-esteem of clients, others andself
9. Apply the nursing process approach in caring for patients with mental disorders
10. Describe the psychopharmacological agents, their effects and nurses role
11. Recognize the role of psychiatric nurse practitioner and as a member of the psychiatric and mental healthteam
12. Describe various types of alternative system of medicines used in psychiatricsettings

13. Incorporate evidence based nursing practice and identify the areas of research in the field of psychiatric nursing

Course Content

Units	Hours	Content
I	15	<p>Introduction</p> <ul style="list-style-type: none"> □ Mental Health and Mental Illness □ Historical perspectives □ Trends, issues and magnitude □ Contemporary practices □ Mental health laws/Acts □ National mental health program -National mental health authority, state mental health authority □ Human rights of mentally ill □ Mental Health/ Mental Illness Continuum □ Classification of mental illnesses-ICD,DSM □ Standards of Psychiatric nursing □ Challenges and Scope of psychiatric nursing □ Multi-disciplinary team and role of nurse <p>Role of psychiatric nurse- extended and expanded</p>
II	10	<p>Concepts of Psychobiology</p> <ul style="list-style-type: none"> □ The Nervous System: <ul style="list-style-type: none"> ● An Anatomical Review ● The Brain and limbic system ● Nerve Tissue ● Autonomic Nervous system ● Neurotransmitters □ Neuroendocrinology <ul style="list-style-type: none"> ● Pituitary, Thyroid Gland ● Circadian Rhythms □ Genetics □ Neuro psychiatric disorders □ Psychoimmunology <ul style="list-style-type: none"> ● Normal Immune response ● Implications for psychiatric illness □ Implications for Nursing

<p>III</p>	<p>10</p>	<p>Theories of Personality Development and relevance to nursing practice</p> <ul style="list-style-type: none"> □ Psychoanalytic Theory-Freud's □ Interpersonal Theory-Sullivan's □ Theory of Psychosocial Development-Erikson's □ Theory of objectrelations □ Cognitive Development Theory □ Theory of Moral Development □ A Nursing Model-Hildegard E. Peplau
<p>IV</p>	<p>5</p>	<p>Stress and its management</p> <ul style="list-style-type: none"> □ An introduction to the concepts of stress □ Psychological Adaptation to stress □ Stress as a Biological Response. □ Stress as an Environmental Event. □ Stress as Transaction between the Individual and the Environment. □ Stress management.
<p>V</p>	<p>10</p>	<p>Therapeutic communication and interpersonal relationship</p> <ul style="list-style-type: none"> □ Review communication process, factors affecting communication □ Communication with individuals and in groups □ Techniques of therapeutic communication-touch therapy □ Barrier of communication with specific reference to psychopathology □ Therapeutic attitudes □ Dynamics of a therapeutic Nurse-client relationship; Therapeutic use of self Gaining self-awareness □ Therapeutic nurse-patient relationship its phases ; Conditions essential to development of a therapeutic relationship □ Therapeutic impasse and its management
<p>VI</p>	<p>10</p>	<p>Assertive Training</p> <ul style="list-style-type: none"> □ Assertive Communication □ Basic Human Rights □ Response Patterns <ul style="list-style-type: none"> ● (Nonassertive Behavior ● Assertive Behavior ● Aggressive Behavior ● Passive-Aggressive Behavior) □ Behavioral Components of Assertive Behavior □ Techniques that Promote Assertive Behavior □ Thought-Stopping Techniques Method <p>Role of The Nurse</p>

<p>VII</p>	<p>10</p>	<p>Promoting Self-Esteem</p> <ul style="list-style-type: none"> □ Components ofSelf-Concept □ The Development ofSelf-Esteem □ The Manifestations ofLow-Self-Esteem □ Boundaries <p>Role of The Nurse</p>
<p>VIII</p>	<p>10</p>	<p>The nursing process in psychiatric/mental health nursing</p> <ul style="list-style-type: none"> □ Mental health assessment- History taking, mental status examination □ Physical and neurological examination □ Psychometric assessment □ Investigations, Diagnosis and Differential diagnosis □ Interpretation of investigations □ Nurse's role □ Nursing case management Critical pathways of care □ Documentation <ul style="list-style-type: none"> □ Problem-oriented recording □ Focus charting <ul style="list-style-type: none"> □ The PIE method
<p>IX</p>	<p>35</p>	<p>Psycho social and physical therapies</p> <ul style="list-style-type: none"> □ Individual therapy □ Behavioural Therapy- Relaxation therapy, cognitive therapy, positive-negative reinforcement, bio-feedback, guided imagery, ab-reactive therapy □ Group Therapy □ Family Therapy □ Milieu Therapy □ The Therapeutic Community □ Occupational therapy □ Recreational therapy □ Play therapy □ Music therapy □ Light therapy □ Color therapy □ Aromatherapy

X	10	Psychopharmacology <ul style="list-style-type: none"> □ Historical Perspectives □ Role of a Nurse in Psychopharmacological Therapy <ul style="list-style-type: none"> ● Antianxiety Agents ● Antidepressants Agents ● Mood stabilizers ● Antipsychotics ● Sedative-Hypnotics ● Central Nervous System Stimulants □ Future developments
XI	5	Electroconvulsive Therapy <ul style="list-style-type: none"> □ Historical Perspectives □ Indications □ Contraindications □ Mechanisms of Action □ Side Effects □ Risks Associated with Electroconvulsive Therapy □ The Role of The Nurse in Electroconvulsive Therapy
XII	15	Alternative systems of medicine in mental health <ul style="list-style-type: none"> □ Types of Therapies <ul style="list-style-type: none"> ● Herbal Medicine ● Unani ● Siddha ● Homeopathic ● Acupressure and Acupuncture ● Diet and Nutrition ● Chiropractic Medicine ● Therapeutic Touch and Massage ● Yoga ● Pet Therapy

**Practical
Hours**

Total = 660

1 Week = 30 Hours

S.No.	Area of Posting	No. of Week	Total Hours
1	Acute Psychiatric Ward	4	120 Hours
2	Chronic Psychiatric ward	4	120 Hours
3	Psychiatric Emergency Unit	2	60 Hours
4	O.P.D	2	60 Hours
5	Family Psychiatric Unit	2	60 Hours

6	Community Mental Health Unit	4	120 Hours
7	Rehabilitation / Occupational Therapy Unit/Half way home/ Day carecentre	4	120 Hours
	Total	22 Weeks	660 Hours

Student Activities

- Historytaking
- Mental healthassessment
- Psychometricassessment
- Personalityassessment
- Processrecording
- Therapies- GroupTherapy
- FamilyTherapy
- Psychotherapy
- MilieuTherapy
- The TherapeuticCommunity
- Occupationaltherapy
- Recreationaltherapy
- Playtherapy
- Musictherapy
- Pet therapy
- Counselling
- AssistedECT
- AssistedEEG
- Casestudies
- Casepresentation
- Projectwork
- Socio and psychodrama
- Fieldvisits

Reference Books:

1. Brown R. T. Feldman G. R., Epilepsy -Diagnosis and Management, Little Brown And Co., 1983, Toronto.
2. Beck M. C. Rawtins P. R. and et al, Mental Health – Psychiatric Nursing. The C.V. Mosby Co., Ltd. 1984, Toronto.
3. Coleman C. J, Abnormal Psychology and Modern Life. P. B. Tara and Sons Co. Pvt Ltd. 1982.
4. Kaplan H. Saddock B, Synopsis of Psychiatry, William sand Wilkins, 1991, Bathmov.
5. Stuart W. G. Sundeen J. S, Principles and Practice of Psychiatric Nursing, Mosby Year book, 1991, London.

6. Taylor C.M., Essentials of Psychiatric Nursing, CV Mosby Co., 1982, London.
7. Bimlakapoor CV, A Text book of Psychiatric Nursing, Mosby Co., 1982, Delhi.
8. Shivas, "Basic Concept of Psychiatric Mental Health Nursing, B.I Publications, 1994.
9. Sreevani.R, A guide to mental health and Psychiatric nursing, 5th edition, published by Jaypee brothers.
10. verghese, Mary essentials of psychiatric 3rd edition

***Latest editions of all the suggested books are recommended*.**

Instruction for paper setter:

Question papers shall be subjective type. The number of questions can be 5 to 7 depending upon the weightage given to each question.

FIRST YEAR ANNUAL EXAMINATION TO BE HELD IN THE YEAR 2021, 2022

CLASS: M.SC NURSING 1ST YEAR

BRANCH: COMMUNITY HEALTH NURSING

COURSE TITLE: CLINICAL SPECIALITY-I

COURSE CODE: MSCNUR108

DURATION OF EXAMINATION: 3 HOURS

HOURS OF INSTRUCTION

THEORY: 150 HOURS

PRACTICAL: 650 HOURS

TOTAL: 800 HOURS

COURSE DESCRIPTION

The course is designed to assist students in developing expertise and in-depth understanding in the field of Community Health Nursing. It would help students to appreciate holistic life style of individuals, families & groups and develop skills to function as Community Health Nurse specialist/practitioner. It would further enable student to function as an educator, manager and researcher in the field of Community Health nursing.

COURSE OUTCOMES

At the end of the course, the student will be able to:

1. Appreciate the history and development in the field of Community Health and Community Health Nursing.
2. Appreciate role of individuals and families in promoting health of the Community.
3. Perform physical, developmental and nutritional assessment of individuals, families and groups.
4. Apply the concepts of promotive, preventive, curative and rehabilitative aspects of health while providing care to the people.
5. Apply nursing process approach while providing care to individuals, families, groups and community.
6. Integrate the concepts of family centered nursing approach while providing care to the community.
7. Recognize and participate in the management of emergencies, epidemics and disasters.
8. Apply recent technologies and care modalities while delivering community health nursing care.
9. Appreciate legal and ethical issues pertaining to community health

nursingcare.

10. Conduct community health nursing care projects.
11. Participate in planning, implementation and evaluation of various national health and family welfare programmes at local, state and the national level.
12. Incorporate evidence based nursing practice and identify the areas of research in the community settings.
13. Participate effectively as a member of Community Health team.
14. Coordinate and collaborate with various agencies operating in the community by using inter-sectoral approach.
15. Teach community health nursing to undergraduates, in-service nurses and the community health workers.
16. Demonstrate leadership and managerial abilities in community health nursing practice

Course Content

Unit	Hours	Content
I	10	<p>Introduction</p> <ul style="list-style-type: none"> □ Historical development of Community Health and Community health Nursing- World and India, various health and family welfare committees □ Current status, trends and challenges of Community Health Nursing □ Health status of the Community-community diagnosis □ Scope of Community health Nursing practice □ Ethical and legal issues □ Socio-cultural issues in Community health Nursing □ National Policies, plans and programmes <ul style="list-style-type: none"> ● National health policy ● National Population policy ● National Health and welfare Programmes ● National Health goals/indicators/Millennium developmental goals(MDG)/Strategies ● Planning process: Five year plans ● National Rural Health Mission ● Panchayat raj institutions

II	10	Health <ul style="list-style-type: none"> <input type="checkbox"/> Concepts,issues <input type="checkbox"/> Determinants <input type="checkbox"/> Measurements <input type="checkbox"/> Alternate systems for health promotion and managementof health problems <input type="checkbox"/> Healtheconomics <input type="checkbox"/> Healthtechnology <input type="checkbox"/> Genetics andhealth <input type="checkbox"/> Wastedisposal <input type="checkbox"/> Ecosystem
III	15	Population dynamics and control <ul style="list-style-type: none"> <input type="checkbox"/> Demography <input type="checkbox"/> Transition and theories ofpopulation <input type="checkbox"/> National populationpolicy <input type="checkbox"/> National populationprogrammes <input type="checkbox"/> Population control and relatedprogrammes <input type="checkbox"/> Methods of family limiting and spacing <input type="checkbox"/> Research, Census, National Family HealthSurvey
Unit	Hours	Content
IV	30	Community health Nursing <ul style="list-style-type: none"> <input type="checkbox"/> Philosophy, Aims, Objectives, Concepts, Scope, Principles, Functions <input type="checkbox"/> Community health Nursing theories andmodels <input type="checkbox"/> Quality assurance: Community health Nursing standards, competencies, Monitoring community health nursing, nursing audits <input type="checkbox"/> Family nursing and Family centered nursingapproach <input type="checkbox"/> Family health nursingprocess <ul style="list-style-type: none"> <input type="checkbox"/> Family healthassessment <input type="checkbox"/> Diagnosis <input type="checkbox"/> Planning <input type="checkbox"/> Intervention <input type="checkbox"/> Evaluation <input type="checkbox"/> Nursing care for special groups: children, adolescents, adults, women, elderly, physically and mentally challenged- Urban and rural population atlarge <input type="checkbox"/> Communitynutrition <input type="checkbox"/> Concept, role and responsibilities of community health Nurse practitioners/nurse midwiferypractitioners-decision making skills, professionalism, legalissues
V	45	Maternal and neonatal care <ul style="list-style-type: none"> <input type="checkbox"/> IMNCI(Integrated Management of Neonatal And Childhood Illnesses) module <input type="checkbox"/> Skilled Birth Attendant (SBA)module

VI	15	<input type="checkbox"/> Disaster nursing (INC module on Reaching out: Nursing Care in emergencies)
VII	10	Information, education and communication <ul style="list-style-type: none"> <input type="checkbox"/> IEC/BCC: Principles and strategies <input type="checkbox"/> Communication Skills <input type="checkbox"/> Management information and evaluation system: Records and reports <input type="checkbox"/> Information technology <input type="checkbox"/> Tele-medicine and tele-nursing <input type="checkbox"/> Journalism <input type="checkbox"/> Mass media <input type="checkbox"/> Folk media
VIII	15	Health care delivery system: Urban, rural, tribal and difficult areas <ul style="list-style-type: none"> <input type="checkbox"/> Health organization: National, State, District, CHC, PHC, Sub Centre, Village - Functions, Staffing, pattern of assistance, layout, drugs, equipments and supplies, Roles and Responsibilities of DPHNO <input type="checkbox"/> Critical review of functioning of various levels, evaluation studies, recommendations and nursing perspectives <input type="checkbox"/> Alternative systems of medicine <input type="checkbox"/> Training and supervision of health workers
		<ul style="list-style-type: none"> <input type="checkbox"/> Health agencies: NGO's, Roles and functions <input type="checkbox"/> Inter-sectoral coordination <input type="checkbox"/> Public private partnership <input type="checkbox"/> Challenges of health care delivery system

Practical

Total = 660 Hours

1 Week = 30 Hours

S.No.	Deptt./Unit	No. of Week	Total Hours
1	Sub-centre, PHC, CHC	12	360 Hours
2	District family welfare bureau	1	30 Hours
3	Urban centers	6	180 Hours
4	Field visits	3	90 Hours
	Total	22 Weeks	660 Hours

Student Activities

- Identification of community leaders and resource persons (community mapping)
- Community health survey
- Community health nursing process- individual, family and special groups and community
- Counseling

- Health education – campaign, exhibition, folk media, preparation of IEC materials
- Organising and participating in special clinics/camps and national health and welfare programmes-Organise atleast one health and family welfare mela/fair (all stalls of national health and family welfare activities should be included)
- Estimation of Vital health statistics-Exercise
- Drill for disaster preparedness
- Organise atleast one in-service education to ANM's/LHV/PHN/HW
- Nutrition – Exercise on nutritional assessment on dietary planning, demonstration and education for various age groups
- Filling up of Records, reports and registers maintained at SC/PHC/CHC
- Assist women in self breast examination
- Conduct antenatal examination
- Conduct vaginal examination
- Conduct deliveries Post natal visits
- Perform Episiotomy and suturing
- Prepare Papsmear
- Conduct Insertion/Removal of IUD
- Blood Slide preparation
- Field visits
- Maintenance of log book for various activities

Reference Books:

1. Clark, June & Jill Handerson, Community Health, Churchill Livingstone, 1993, New York.
2. Freeman B. Ruth, Public Health Practices, W. W. Saunders CO., 1990, Philadelphia.
3. Fromer Joan Margot, Community Health Care and the Nursing Process, C. V Mosby CO., Toronto.
4. K. Park, Text Book of Preventive and Social Medicine, Ms Banarsidas Bhanot CO., 1996, Jabalpur.
5. Rao S. Kasthuri, An Introduction to Community Health Nursing, B. I. Publishers, Madras.
6. Bijayalakshmi Dash, A Comprehensive text book of Community Health Nursing, Jaypee Publications, 2017.
7. Suryakanta, AH, Community Medicine with Recent Advances, Jaypee Publishers, New Delhi.
8. BT, Basavanthappa, Community Health Nursing, Jaypee Publishers, New Delhi.

***Latest editions of all the suggested books are recommended.**

Instruction for paper setter:

Question papers shall be subjective type. The number of questions can be 5 to 7 depending upon the weightage given to each question.

Second year Annual Examination to be held in the year 2022, 2023

CLASS: M.SC NURSING 2ND YEAR

BRANCH: COMMON TO ALL BRANCHES

COURSE TITLE: NURSING MANAGEMENT

COURSE CODE: MSCNUR201

DURATION OF EXAMINATION: 3 HOURS

HOURS OF INSTRUCTION:

THEORY: 150 HOURS

PRACTICAL: 150 HOURS

TOTAL: 300 HOURS

Course Description

This course is designed to assist students to develop a broad understanding of Principles, concepts, trends and issues related to nursing management. Further, it would provide opportunity to students to understand, appreciate and acquire skills in planning, supervision and management of nursing services at different levels to provide quality nursing services.

Course Outcomes

At the end of the course, students will be able to:

1. Describe the philosophy and objectives of the health care institutions at various levels.
2. Identify trends and issues in nursing
3. Discuss the public administration, health care administration vis a vis nursing administration
4. Describe the principles of administration applied to nursing
5. Explain the organization of health and nursing services at the various levels/ institutions.
6. Collaborate and co-ordinate with various agencies by using multi- sectoral approach
7. Discuss the planning, supervision and management of nursing workforce for various health care settings.
8. Discuss various collaborative models between nursing education and nursing service to improve the quality of nursing care
9. Identify and analyse legal and ethical issues in nursing administration
10. Describe the process of quality assurance in nursing services.

Course Content

Unit	Hours	Content
I	10	<p>Introduction</p> <ul style="list-style-type: none"> □ Philosophy, purpose, elements, principles and scope of administration □ Indian Constitution, Indian Administrative system vis a vis health care delivery system: National, State and Local □ Organisation and functions of nursing services and education at National, State , Districtandinstitutions: Hospital and Community □ Planning process: Five year plans, Various Committee Reports on health, State and National Health policies, national population policy, national policy on AYUSH and plans,
II	10	<p>Management</p> <ul style="list-style-type: none"> □ Functions of administration □ Planning and control □ Co-ordination and delegation □ Decision making – decentralization basic goals of decentralization. □ Concept of management <p>Nursing management</p> <ul style="list-style-type: none"> □ Concept, types, principles and techniques □ Vision and Mission Statements □ Philosophy, aims and objective □ Current trends and issues in Nursing Administration □ Theories and models <p>Application to nursing service and education</p>
III	15	<p>Planning</p> <ul style="list-style-type: none"> □ Planning process: Concept, Principles, Institutional policies □ Mission, philosophy, objectives, □ Strategic planning □ Operational plans □ Management plans □ Programme evaluation and review technique(PERT), Gantt chart, Management by objectives(MBO) □ Planning new venture □ Planning for change □ Innovations in nursing <p>Application to nursing service and education</p>

IV	15	<p>Organisation</p> <ul style="list-style-type: none"> □ Concept , principles, objectives, Types and theories, Minimum requirements for organisation, Developing an organizational Structure, levels, organizational Effectiveness and organizational Climate, □ Organising nursing services and patient care: Methods of patient assignment- Advantages and disadvantages, primary nursingcare, □ Planning and Organising: hospital, unit and ancillary services(specifically central sterile supply department, laundry, kitchen, laboratory services, emergency etc) □ Disaster management: plan, resources, drill, etc Application to nursing service and education
V	15	<p>Human Resource for health</p> <ul style="list-style-type: none"> □ Staffing <ul style="list-style-type: none"> ● Philosophy ● Norms: Staff inspection unit(SIU), Bajaj Committee, High power committee, Indian nursing council (INC) ● Estimation of nursing staff requirement- activity analysis ● Various research studies □ Recruitment: credentialing, selection, placement, promotion □ Retention □ Personnel policies □ Termination □ Staff development programme □ Duties and responsibilities of various category of nursing personnel <p>Applications to nursing service and education</p>
VI	15	<p>Directing</p> <ul style="list-style-type: none"> □ Roles and functions □ Motivation: Intrinsic, extrinsic, Creating motivating climate, Motivational theories □ Communication : process, types, strategies, Interpersonal communication, channels, barriers, problems, Confidentiality, Public relations □ Delegation; common delegation errors □ Managing conflict: process, management, negotiation, consensus □ Collective bargaining: health care labour laws, unions, professional associations, role of nurse manager □ Occupational health and safety Application <p>to nursing service and education</p>

VII	10	<p>Material management</p> <ul style="list-style-type: none"> □ Concepts, principles and procedures □ Planning and procurement procedures : Specifications □ ABC analysis, □ VED (very important and essential daily use) analysis □ Planning equipments and supplies for nursing care: unit and hospital □ Inventory control □ Condemnation <p>Application to nursing service and education</p>
VIII	15	<p>Controlling</p> <ul style="list-style-type: none"> □ Quality assurance – Continuous Quality Improvement <ul style="list-style-type: none"> ● Standards ● Models ● Nursing audit
		<ul style="list-style-type: none"> □ Performance appraisal: Tools, confidential reports, formats, Management, interviews □ Supervision and management: concepts and principles □ Discipline: service rules, self discipline, constructive versus destructive discipline, problem employees, disciplinary proceedings- enquiry etc □ Self evaluation or peer evaluation, patient satisfaction, utilization review <p>Application to nursing service and education</p>
IX	15	<p>Fiscal planning</p> <ul style="list-style-type: none"> □ Steps □ Plan and non-plan, zero budgeting, mid-term appraisal, capital and revenue □ Budget estimate, revised estimate, performance budget □ Audit □ Cost effectiveness □ Cost accounting □ Critical pathways □ Health care reforms □ Health economics □ Health insurance □ Budgeting for various units and levels <p>Application to nursing service and education</p>

<p>X</p>	<p>10</p>	<p>Nursing informatics</p> <ul style="list-style-type: none"> <input type="checkbox"/> Trends <input type="checkbox"/> General purpose <input type="checkbox"/> Use of computers in hospital and community <input type="checkbox"/> Patient record system <input type="checkbox"/> Nursing records and reports <input type="checkbox"/> Management information and evaluation system (MIES) <input type="checkbox"/> E- nursing, Telemedicine, telenursing <input type="checkbox"/> Electronic medical records
<p>XI</p>	<p>10</p>	<p>Leadership</p> <ul style="list-style-type: none"> <input type="checkbox"/> Concepts, Types, Theories <input type="checkbox"/> Styles <input type="checkbox"/> Manager behaviour <input type="checkbox"/> Leader behaviour <input type="checkbox"/> Effective leader: Characteristics, skills <input type="checkbox"/> Group dynamics <input type="checkbox"/> Power and politics <input type="checkbox"/> lobbying <input type="checkbox"/> Critical thinking and decision making <input type="checkbox"/> Stress management <p>Applications to nursing service and education</p>
<p>XII</p>	<p>10</p>	<p>Legal and ethical issues</p> <p>Laws and ethics</p> <ul style="list-style-type: none"> <input type="checkbox"/> Ethical committee <input type="checkbox"/> Code of ethics and professional conduct <input type="checkbox"/> Legal system: Types of law, tort law, and liabilities <input type="checkbox"/> Legal issues in nursing: negligence, malpractice, invasion of privacy, defamation of character <input type="checkbox"/> Patient care issues, management issues, employment issues <input type="checkbox"/> Medico legal issues <input type="checkbox"/> Nursing regulatory mechanisms: licensure, renewal, accreditation <input type="checkbox"/> Patients rights, Consumer protection act(CPA) <input type="checkbox"/> Rights of special groups: children, women, HIV, handicap, ageing <input type="checkbox"/> Professional responsibility and accountability <input type="checkbox"/> Infection control <input type="checkbox"/> Standard safety measures

PRACTICALS

1. Prepare prototype personal files for staff nurses, faculty and cumulative records
2. Preparation of budget estimate, Revised estimate and performance budget
3. Plan and conduct staff development programme
4. Preparation of Organisation Chart
5. Developing nursing standards/protocols for various units
6. Design a layout plan for speciality units /hospital, community and educational institutions
7. Preparation of job description of various categories of nursing personnel
8. Prepare a list of equipments and supplies for speciality units
9. Assess and prepare staffing requirement for hospitals, community and educational institutions
10. Plan of action for recruitment process
11. Prepare a vision and mission statement for hospital, community and educational institutions
12. Prepare a plan of action for performance appraisal
13. Identify the problems of the speciality units and develop plan of action by using problem solving approach
14. Plan a duty roster for speciality units/hospital, community and educational institutions
15. Prepare: anecdotes, incident reports, day and night reports, handing and taking over reports, enquiry reports, nurse's notes, Official letters, curriculum vitae, presentations etc.
16. Prepare a plan for disaster management
17. Group work
18. Field appraisal report

Reference Books:

1. Nursing administration and management, Trained Nurses Association of India, 1ST edition, 2007.
2. D.C. Joshi, Mmta Joshi, Hospital administration, Jaypee publications, 2009.
3. Joginder Vati, Principles and practice of Nursing management & Administration, Jaypee publications, 2013.
4. Jagannah Mohanty, Educational administration, supervision & school management, 2nd edition, Deep and deep publications.
5. BT Basavanthappa, Nursing Administration, 3rd edition, Jaypee publications, 2014.
6. Alamelu Venkatraman, Newer trends in management of nursing services and education, Jaypee publications, 2017.
7. N.N. Yalayyaswamy, ward management and supervision and professional adjustments and trends for nurses in India, CBS publications, 2009.

*** Latest editions of all the suggested books are recommended***

Second Year Annual Examination to be held in the year 2022, 2023

COURSE TITLE: NURSING MANAGEMENT

COURSE CODE: MSCNUR201

Instruction for paper setter:

Question papers shall be subjective type. The number of questions can be 5 to 7 depending upon the weightage given to each question

Second year Annual Examination to be held in the year 2022, 2023

CLASS: M.SC NURSING 2ND YEAR

BRANCH: CARDIO VASCULAR & THORACIC NURSING

COURSE TITLE: MEDICAL SURGICAL NURSING

(CLINICAL SPECIALITY II)

COURSE CODE: MSCNUR203

DURATION OF EXAMINATION: 3 HOURS

HOURS OF INSTRUCTION:

THEORY: 150 HOURS

PRACTICAL: 950 HOURS

TOTAL: 1100 HOURS

Course Description

This course is designed to assist students in developing expertise and in- depth understanding in the field of cardiovascular and thoracic nursing. It will help students to develop advanced skills for nursing intervention in various cardio medical and surgical conditions. It will enable the student to function as Cardio vascular and Thoracic Nurse practitioner/specialist. It will further enable the student to function as educator, manager and researcher in the field of cardio vascular and thoracic nursing.

Course Outcome

At the end of the course the students will be able to:

1. Appreciate trends and issues related to cardio vascular and thoracic Nursing.
2. Describe the epidemiology, etiology, pathophysiology and diagnostic assessment of cardio vascular and thoracic conditions
3. Participate in national health programs for health promotion, prevention and rehabilitation of patients with cardio vascular and thoracic conditions
4. Perform physical, psychosocial & spiritual assessment
5. Assist in various diagnostic, therapeutic and surgical procedures
6. Apply nursing process in providing comprehensive care to patients with cardio vascular and thoracic conditions
7. Demonstrate advance skills/competence in managing patients with cardio vascular and thoracic conditions including Advance Cardiac Life Support.
8. Describe the various drugs used in cardio vascular and thoracic conditions and nurses responsibility
9. Demonstrate skill in handling various equipments/gadgets used for critical care of cardio vascular and thoracic patients

10. Appreciate team work & coordinate activities related to patient care.
11. Practice infection control measures.
12. Identify emergencies and complications & take appropriate measures
13. Discuss the legal and ethical issues in cardio vascular and thoracic nursing
14. Assist patients and their family to cope with emotional distress, grief, anxiety and spiritual needs.
15. Appreciate the role of alternative system of medicine in care of patient
16. Incorporate evidence based nursing practice and identify the areas of research in the field of cardio vascular and thoracic nursing
17. Identify the sources of stress and manage burnout syndrome among health care providers.
18. Teach and supervise nurses and allied health workers.
19. Design a layout of ICCU and ICTU and develop standards for cardio vascular and thoracic nursing practice.

CONTENT OUTLINE

Unit	Hours	Content
I	5	Introduction <ul style="list-style-type: none"> □ Historical development, trends and issues in the field of cardiology. □ Cardio vascular and thoracic conditions – major health problem. □ Concepts, principles and nursing perspectives □ Ethical and legal issues □ Evidence based nursing and its application in cardio vascular and thoracic nursing(to be incorporated in all the units)
II	5	Epidemiology <ul style="list-style-type: none"> □ Risk factors: hereditary, psycho social factors, hypertension, smoking, obesity, diabetes mellitus etc □ Health promotion, disease prevention, Life style modification □ National health programs related to cardio vascular and thoracic conditions □ Alternate system of medicine □ Complementary therapies

III	5	Review of anatomy and physiology of cardio vascular and respiratory system <ul style="list-style-type: none">□ Review of anatomy and physiology of heart, lung, thoracic cavity and blood vessels. Embryology of heart and lung.□ Coronary circulation□ Hemodynamics and electro physiology of heart.□ Bio-chemistry of blood in relation to cardio pulmonary function.
------------	----------	---

<p>IV</p>	<p>20</p>	<p>Assessment and Diagnostic Measures:</p> <ul style="list-style-type: none"> □ History taking □ Physical assessment <ul style="list-style-type: none"> ● Heart rate variability: Mechanisms , measurements, pattern, factors, impact of interventions on HRV □ Diagnostic tests <ul style="list-style-type: none"> Hemodynamic monitoring: Technical aspects, monitoring, functional hemodynamic indices, ventricular function indices, output measurements (Arterial and swan Ganz monitoring). Blood gases and its significance, oxygen supply and demand ● Radiologic examination of the chest: interpretation, chest film findings ● Electro cardiography(ECG) : electrical conduction through the heart, basic electrocardiography, 12 lead electrocardiogram, axis determination - ECG changes in: intraventricular conduction abnormalities- Arrhythmias, ischemia, injury and infarction, atrial and ventricular enlargement, electrolyte imbalance, ● Echocardiography: technical aspects, special techniques, echocardiography of cardiac structures in health and disease, newer techniques ● Nuclear and other imaging studies of the heart: Magnetic Resonance Imaging. ● Cardio electrophysiology procedures: diagnostic studies, interventional and catheter ablation, nursing care ● Exercise testing: indications and objectives, safety and personnel, pretest considerations, selection, interpretation, test termination, recovery period ● Cardiac catheterization: indications, contraindications, patient preparation, procedure, interpretation of data ● Pulmonary function test: Bronchoscopy and graphies ● Interpretation of diagnostic measures ● Nurse’s role in diagnostic tests □ Laboratory tests using blood: Blood specimen collection, Cardiac markers, Blood lipids, Hematologic studies, Blood cultures, Coagulation studies, Arterial blood gases, Blood Chemistries, cardiac enzyme studies, Serum Concentration of Selected drugs. <ul style="list-style-type: none"> ● Interpretation and role of nurse
------------------	------------------	---

V	25	<p>Cardiac disorders and nursing management:</p> <ul style="list-style-type: none"> □ Etiology, clinical manifestations, diagnosis, prognosis, related pathophysiology, treatment modalities and nursing management of: <ul style="list-style-type: none"> ● Hypertension ● Coronary Artery Disease. ● Angina of various types. ● Cardiomegaly ● Myocardial Infarction, Congestive cardiac failure ● Heart Failure, Pulmonary Edema, Shock. ● Rheumatic heart disease and other Valvular Diseases ● Inflammatory Heart Diseases, Infective Endocarditis, Myocarditis, Pericarditis. ● Cardiomyopathy, dilated, restrictive, hypertrophic. ● Arrhythmias, heart block <p>Associated illnesses</p>
VI	10	<p>Altered pulmonary conditions</p> <ul style="list-style-type: none"> □ Etiology, clinical manifestations, diagnosis, prognosis, related pathophysiology, treatment modalities and nursing management of: <ul style="list-style-type: none"> ● Bronchitis ● Bronchial asthma ● Bronchiectasis ● Pneumonias ● Lung abscess, lung tumour ● Pulmonary tuberculosis, fibrosis, pneumoconiosis etc ● Pleuritis, effusion ● Pneumo, haemo and pyothorax ● Interstitial Lung Disease ● Cystic fibrosis ● Acute and Chronic obstructive pulmonary disease (conditions leading to) ● Cor pulmonale ● Acute respiratory failure ● Adult respiratory distress syndrome ● Pulmonary embolism ● Pulmonary Hypertension

<p>VII</p>	<p>10</p>	<p>Vascular disorders and nursing management</p> <ul style="list-style-type: none"> □ Etiology, clinical manifestations, diagnosis, prognosis, related pathophysiology, treatment modalities and nursing management of: <ul style="list-style-type: none"> ● Disorders of arteries ● Disorders of the aorta ● Aortic Aneurysms, ● Aortic dissection ● Raynaud’s phenomenon ● Peripheral arterial disease of the lower extremities ● Venous thrombosis ● Varicose veins ● Chronic venous insufficiency and venous leg ulcers ● Pulmonary embolism
<p>VIII</p>	<p>10</p>	<p>Cardio thoracic emergency interventions</p> <ul style="list-style-type: none"> □ CPR- BLS and ALS □ Use of ventilator, defibrillator , pacemaker □ Post resuscitation care. □ Care of the critically ill patients □ Psychosocial and spiritual aspects of care □ Stress management; ICU psychosis □ Role of nurse
<p>IX</p>	<p>10</p>	<p>Nursing care of a patient with obstructive airway</p> <ul style="list-style-type: none"> □ Assessment □ Use of artificial airway □ Endotracheal intubation, tracheostomy and its care □ Complication, minimum cuff leak, securing tubes <p>Oxygen delivery systems.</p> <ul style="list-style-type: none"> □ Nasal Cannula □ Oxygen mask, Venturimask □ Partial rebreathing bag □ Bi-PAP and C-PAP masks □ Uses, advantages, disadvantages, nursing implications of each. <p>Mechanical Ventilation</p> <ul style="list-style-type: none"> □ Principles of mechanical ventilation □ Types of mechanical ventilation and ventilators. □ Modes of ventilation, advantage, disadvantage, complications. □ PEEP therapy, indications, physiology, and complications. Weaning off the ventilator. □ Nursing assessment and interventions of ventilated patient.

<p>X</p>	<p>10</p>	<p>Congenital Heart Diseases,</p> <ul style="list-style-type: none"> □ Etiology, clinical manifestations, diagnosis, prognosis, related pathophysiology, treatment modalities and nursing management of: <ul style="list-style-type: none"> ● Embryological development of heart. ● Classification – cyanotic and acyanotic heartdisease. ● Tetralogy of Fallots. ● Atrial Septal Defect, Ventricular Septal Defect., Eisenmenger’s complex. ● Patent ductus arteriosus, AP window ● Truncus Arteriosus. ● Transposition of great arteries. ● Total Anomaly of Pulmonary Venous Connection. ● Pulmonary stenosis, atresia. ● Coarctation of aorta. ● Ebstein’s anomaly ● Double outlet right ventricle, Single ventricle, Hypoplastic left heart syndrome.
<p>I</p>	<p>10</p>	<p>Pharmacology</p> <ul style="list-style-type: none"> □ Review □ Pharmacokinetics □ Analgesics/Anti inflammatory agents □ Antibiotics, antiseptics □ Drug reaction & toxicity □ Drugs used in cardiac emergencies □ Blood and blood components <ul style="list-style-type: none"> ● Antithrombolytic agents ● Inotropic agents ● Beta-blocking agents ● Calcium channel blockers. ● Vaso constrictors ● Vaso dilators ● ACE inhibitors. ● Anticoagulents ● Antiarrhythmic drugs. ● Anti hypertensives ● Diuretics ● Sedatives and tranquilizers. ● Digitalis. □ Antilipemics <ul style="list-style-type: none"> ● □ Principles of drug administration, role and responsibilities of nurses and care of drugs

<p>XII</p>	<p>20</p>	<p>Nursing Care of patient undergoing cardio thoracic surgery</p> <ul style="list-style-type: none"> □ Indications, selection of patient □ Preoperative assessment and preparation; counselling. □ Intraoperative care: Principles of open heart surgery, equipment, anaesthesia, cardiopulmonary by pass. □ Surgical procedures for Coronary Artery Bypass Grafting, recent advances and types of grafts, Valve replacement or reconstruction, cardiac transplant, Palliative surgery and different Stents, vascular surgery, other recent advances. □ Thoracic surgery: lobectomy, pneumonectomy, tumour excisionetc □ Immediate postoperative care : assessment, post operative problems and interventions : Bleeding, Cardiac tamponade, Low cardiac output, Infarction, Pericardial effusion, Pleural effusion, Pneumothorax, Haemothorax, Coagulopathy, Thermal imbalance, Inadequate., ventilation/perfusion, Neurological problems, renal problems, Psychological problems. □ Chest physiotherapy □ Nursing interventions- life style modification, complementary therapy/alternative systems of medicine. □ Intermediate and late post operative care after CABG, valve surgery, others. <p>Follow up care</p>
<p>XIII</p>	<p>5</p>	<p>Cardiac rehabilitation</p> <ul style="list-style-type: none"> □ Process □ Physical evaluation □ Life style modification □ Physical conditioning for cardiovascular efficiency through exercise □ Counseling □ Follow up care
<p>XIV</p>	<p>5</p>	<p>Intensive Coronary Care Unit/intensive cardio thoracic unit:</p> <ul style="list-style-type: none"> □ Quality assurance <ul style="list-style-type: none"> ● Standards, Protocols, Policies, Procedures ● Infection control; Standard safety measures ● Nursing audit ● Design of ICCU/ICTU ● Staffing; cardiac team ● Burn out syndrome □ Nurse's role in the management of I.C.C.U and ICTU. □ Mobile coronary care unit. □ Planning inservice educational programme and teaching

Practicals

Total – 960 Hours

1 Weeks = 30 Hours

S.No.	Deptt/ Unit	No. of Week	Total Hours
1	Cardio thoracic -Medical	4	120 Hours
	-Surgical	4	120 Hours
2.	OTs (Cardiac and thoracic)	4	120 Hours
3.	Casualty	2	60 Hours
4.	Diagnostic labs including cath lab	2	60 Hours
5.	ICCU	4	120 Hours
6.	ICU	4	120 Hours
7.	CCU	4	120 Hours
8.	Paediatric Intensive	2	60 Hours
9.	OPD	2	60 Hours
	Total	32 Weeks	960 Hours

Essential Nursing Skills Procedures Observed

1. Echo cardiogram
2. Ultrasound
3. Monitoring JVP , CVP
4. CT SCAN
5. MRI
6. Pet SCAN
7. Angiography

8. Cardiac catheterisation
9. Angioplasty
10. Various Surgeries
11. Any other

I. Procedures Assisted

1. Arterial blood gas analysis
2. Thoracentesis
3. Lung biopsy
4. Computer assisted tomography (CAT Scan)
5. M.R.I.
6. Pulmonary angiography
7. Bronchoscopy
8. Pulmonary function test
9. ET tube insertion
10. Tracheostomy tube insertion
11. Cardiac catheterisation
12. Angiogram
13. Defibrillation
14. Treadmill test
15. Echo cardiography
16. Doppler ultrasound
17. Cardiac surgery
18. Insertion of chest tube
19. CVP Monitoring
20. Measuring pulmonary artery pressure by Swan-Ganz Catheter
21. Cardiac Pacing

II. Procedures Performed

1. Preparation of assessment tool for CT client (Cardiac, thoracic and vascular).
2. ECG – Recording, Reading, Identification of abnormalities
3. Oxygen therapy – Cylinder, central supply, Catheter, nasal canula, mask, tent Through ET and Tracheostomy tube Manual resuscitation bag
4. Mechanical ventilation
5. Spirometer
6. Tuberculen skin test
7. Aerosal therapy
8. Nebulizer therapy
9. Water seal drainage
10. Chest physiotherapy including – Breathing Exercises Coughing Exercises Percussion & Vibration
11. Suctioning – Oropharyngeal, nasotracheal, Endotracheal Through tracheostomy tube
12. Artificial airway cuff maintenance
13. CPR
14. Care of client on ventilator

15. Identification of different – Arrhythmias Abnormal pulses, respirations
16. Pulse oxymetry
17. Introduction of intracath
18. Bolus I.V. Injection
19. Life line
20. Maintenance of “Heplock”
21. Subcutaneous of Heparin
22. Obtaining leg measurements to detect early swelling in thrombophlebetes
23. Identification of Homans signs
24. Buerger – Allen exercises

Reference Books:

1. B. Venkatasan, Textbook of cardiothoracic Nursing, 1st edition, Jaypee publications, 2017.
2. P. Hariprasath, Text book of cardio vascular Nursing, 1st edition, Jaypee publications, 2016.
3. Raj & Rajan GV, Essentials of cardio vascular Nursing, 1 edition, Jaypee publications, 2016.
4. Wong & Malik, Diabetes and cardiovascular disease, 1st edition, Jaypee publications, 2015.
5. Reena George, Textbook of cardiac nursing, 1st edition, Jaypee publications, 2017.
6. Pradip K Deb, CSI Textbook of cardiology, 1st edition, Jaypee, 2019.
7. London, Cardiology- An illustrated textbook, 2 volumes, 2nd edition, Jaypee, 2019.
8. Nicola Sharon Ambros, Textbook of comprehensive cardiology for nurses, Jaypee, 2019.

*** Latest editions of all the suggested books are recommended***

Instruction for paper setter:

Question papers shall be subjective type. The number of questions can be 5 to 7 depending upon the weightage given to each question

Second year annual examination to be held in the year 2022, 2023

CLASS: M.SC NURSING 2ND YEAR

BRANCH: CRITICAL CARE NURSING

COURSE TITLE: MEDICAL SURGICAL NURSING (CLINICAL SPECIALITY II)

COURSE CODE: MSCNUR204

DURATION OF EXAMINATION: 3 HOURS

HOURS OF INSTRUCTION:

THEORY: 150 HOURS

PRACTICAL: 950 HOURS

TOTAL: 1100 HOURS

COURSE DESCRIPTION

This course is designed to assist students in developing expertise and in- depth knowledge in the field of Critical care Nursing. It will help students to develop advanced skills for nursing intervention in caring for critically ill patients. It will enable the student to function as critical care nurse practitioner/ specialist. It will further enable the student to function as educator, manager and researcher in the field of Critical Care Nursing.

COURSE OUTCOMES

At the end of the course the students will be able to

1. Appreciate trends and issues related to Critical Care Nursing.
2. Describe the epidemiology, etiology, pathophysiology and diagnostic assessment of critically ill patients
3. Describe the various drugs used in critical care and nurses responsibility
4. Perform physical, psychosocial & spiritual assessment
5. Demonstrate advance skills/competence in managing critically ill patients including Advance Cardiac Life Support.
6. Demonstrate skill in handling various equipments/gadgets used for critical care
7. Provide comprehensive care to critically ill patients.
8. Appreciate team work & coordinate activities related to patient care.
9. Practice infection control measures.
10. Assess and manage pain .
11. Identify complications & take appropriate measures.
12. Discuss the legal and ethical issues in critical care nursing

13. Assist patients and their family to cope with emotional distress, spiritual, grief and anxiety
14. Assist in various diagnostic, therapeutic and surgical procedures
15. Incorporate evidence based nursing practice and identify the areas of research in the field of critical care nursing
16. Identify the sources of stress and manage burnout syndrome among health care providers.
17. Teach and supervise nurses and allied health workers.
18. Design a layout of ICU and develop standards for critical care nursing practice.

Course Content

Unit	Hours	Content
I	5	Introduction to Critical Care Nursing <ul style="list-style-type: none"> □ Historical review- Progressive patient care(PPC) □ Review of anatomy and physiology of vital organs, fluid and electrolyte balance □ Concepts of critical care nursing □ Principles of critical care nursing □ Scope of critical care nursing □ Critical care unit set up including equipments supplies, use and care of various type of monitors & ventilators □ Flow sheets
II	10	Concept of Holistic care applied to critical care nursing practice <ul style="list-style-type: none"> □ Impact of critical care environment on patients:- <ul style="list-style-type: none"> • Risk factors, Assessment of patients, Critical care psychosis, prevention & nursing care for patients affected with psychophysiological & psychosocial problems of critical care unit, Caring for the patient's family, family teaching □ The dynamics of healing in critical care unit:-therapeutic touch, Relaxation, Music therapy, Guided Imagery, acupressure □ Stress and burnout syndrome among health team members

III	14	<p>Review</p> <ul style="list-style-type: none"> □ Pharmacokinetics □ Analgesics/Anti inflammatory agents □ Antibiotics, antiseptics □ Drug reaction & toxicity □ Drugs used in critical care unit (inclusive of ionotropic, life saving drugs) □ Drugs used in various body systems □ IV fluids and electrolytes □ Blood and blood components □ Principles of drug administration, role of nurses and care of drugs
IV	5	<p>Pain Management</p> <ul style="list-style-type: none"> □ Pain & Sedation in Critically ill patients □ Theories of pain, Types of pain, Pain assessment, Systemic responses to pain □ pain management-pharmacological and non-pharmacological measures □ Placebo effect
V	5	<p>Infection control in intensive care unit</p> <ul style="list-style-type: none"> □ Nosocomial infection in intensive care unit; methyl resistant staphylococcus aureus (MRSA), Disinfection, Sterilization, Standard safety measures, Prophylaxis for staff
VI	10	<p>Gastrointestinal System</p> <ul style="list-style-type: none"> □ Causes, Pathophysiology, Clinical types, Clinical features, diagnosis, Prognosis, Management: Medical, Surgical and Nursing management of:-Acute Gastrointestinal Bleeding, Abdominal injury, Hepatic Disorders:-Fulminant hepatic failure, Hepatic encephalopathy, Acute Pancreatitis, Acute intestinal obstruction, perforative peritonitis
VII	10	<p>Renal System</p> <ul style="list-style-type: none"> □ Causes, pathophysiology, Clinical types, Clinical features, diagnosis, Prognosis, Management: Medical, Surgical and Nursing management of:-Acute Renal Failure, Chronic Renal Failure, Acute tubular necrosis, Bladder trauma □ Management Modalities: Hemodialysis, Peritoneal Dialysis, Continuous Ambulatory Peritoneal Dialysis, Continuous arterio venous hemodialysis, Renal Transplant,

<p>VIII</p>	<p>10</p>	<p>Nervous System</p> <ul style="list-style-type: none"> □ Causes, pathophysiology, Clinical types, Clinical features, diagnosis, Prognosis, Management: Medical, Surgical and Nursing management of: -Common Neurological Disorders: -Cerebrovascular disease, Cerebrovascular accident, Seizure disorders, GuilleinBarre-Syndrome, Myasthenia Gravis, Coma, Persistent vegetative state, Encephalopathy, Head injury, Spinal Cord injury □ Management Modalities: Assessment of Intracranial pressure, Management of intracranial hypertension, Craniotomy □ Problems associated with neurological disorders: Thermo regulation, Unconsciousness, Herniation syndrome
<p>IX</p>	<p>5</p>	<p>Endocrine System</p> <ul style="list-style-type: none"> □ Causes, Pathophysiology, Clinical types, Clinical features, diagnosis, Prognosis, Management: Medical, Surgical and Nursing Management of :-Hypoglycemia, Diabetic Ketoacidosis, Thyroid crisis, Myxoedema, Adrenal crisis, Syndrome of Inappropriate/hypersecretion of Antidiuretic Hormone (SIADH)
<p>X</p>	<p>15</p>	<p>Management of other Emergency Conditions</p> <ul style="list-style-type: none"> □ Mechanism of injury, Thoracic injuries, Abdominal injuries, pelvic fractures, complications of trauma, Head injuries □ Shock: Shock syndrome, Hypovolemic, Cardiogenic, Anaphylactic, Neurogenic and Septic shock □ Systemic inflammatory Response: The inflammatory response, Multiple organ dysfunction syndrome □ Disseminated Intravascular Coagulation □ Drug Overdose and Poisoning, □ Acquired Immunodeficiency Syndrome (AIDS) □ Ophthalmic: Eye injuries, Glaucoma, retinal detachment □ Ear Nose Throat: Foreign bodies, stridor, bleeding, quincy, acute allergic conditions □ Psychiatric emergencies;, suicide, □ crisis intervention

<p>XI</p>	<p>20</p>	<p>Cardiovascular emergencies</p> <ul style="list-style-type: none"> □ Principles of Nursing in caring for patient's with Cardiovascular disorders □ Assessment: Cardiovascular system: Heart sounds, Diagnostic studies:- Cardiac enzymes studies, Electrocardiographic monitoring, Holter monitoring, Stress test. Echo cardiography, Coronary angiography, Nuclear medicine studies □ Causes, Pathophysiology, Clinical types, Clinical features, Diagnostic Prognosis, Management : Medical, Surgical & Nursing management of:- Hypertensive crisis, Coronary artery disease, Acute Myocardial infarction, Cardiomyopathy, Deep vein thrombosis, Valvular diseases, Heart block, Cardiac arrhythmias & conduction disturbances, Aneurysms, Endocarditis, Heart failure Cardio pulmonary resuscitation BCLS/ ACLS □ Management Modalities: Thrombolytic therapy, Pacemaker – temporary & permanent, Percutaneous transluminal coronary angioplasty, Cardioversion, Intra Aortic Balloon pump monitoring, Defibrillations, Cardiac surgeries, Coronary Artery Bypass Grafts (CABG/MICAS), Valvular surgeries, Heart Transplantation, Autologous blood transfusion, Radiofrequency Catheter Ablation
<p>XII</p>	<p>15</p>	<p>Respiratory System</p> <ul style="list-style-type: none"> □ Acid-base balance & imbalance □ Assessment : History & Physical Examination □ Diagnostic Tests:Pulse Oximetry, End –Tidal Carbon Dioxide Monitoring, Arterial blood gas studies, chest radiography, pulmonary Angiography, Bronchoscopy, Pulmonary function Test, Ventilation perfusion scan, Lung ventilation scan □ Causes Pathophysiology, Clinical types, Clinical features, Prognosis, Management: Medical, Surgical and Nursing management of Common pulmonary disorders:-Pneumonia, Status asthmaticus, interstitial lung disease, Pleural effusion, Chronic obstructive pulmonary disease, Pulmonary tuberculosis, Pulmonary edema, Atelectasis, Pulmonary embolism, Acute respiratory failure, Acute respiratory distress syndrome (ARDS), Chest Trauma Haemothorax, Pneumothorax □ Management Modalities:-Airway Management □ Ventilatory Management:-Invasive, non- invasive, long term mechanical ventilations □ Bronchial Hygiene:-Nebulization, deep breathing exercise, chest physiotherapy, postural drainage, Inter Costal Drainage, Thoracic surgeries

Unit	Hours	Content
XIII	7	<p>Burns</p> <ul style="list-style-type: none"> □ Clinical types, classification, pathophysiology, clinical features, assessment, diagnosis, prognosis, Management: Medical, Surgical & Nursing management of burns □ Fluid and electrolyte therapy – calculation of fluids and its administration □ Pain management □ Wound care □ Infection control □ Prevention and management of burn complications □ Grafts and flaps □ Reconstructive surgery □ Rehabilitation
XIV	5	<p>Obstetrical Emergencies</p> <ul style="list-style-type: none"> □ Causes, Pathophysiology, Clinical types, clinical features, diagnostic Prognosis, Management: Medical, Surgical and Nursing management of :Antepartum haemorrhage, Preeclampsia, eclampsia, Obstructed labour and ruptured uterus, Post partum haemorrhage, Puerperal sepsis, Obstetrical shock
XV	10	<p>Neonatal Paediatric emergencies</p> <ul style="list-style-type: none"> □ Causes, pathophysiology, Clinical types, Clinical features, diagnostic, Prognosis , Management: medical, surgical and Nursing management of <ul style="list-style-type: none"> • Neonatal emergencies □ Asphyxia Neonatorum, Pathological Jaundice in Neonates, Neonatal seizures, Metabolic disorders, Intra cranial Hemorrhage, Neonatal Sepsis, RDS/HMD (Respiratory Distress Syndrome/Hyaline Membrane Disease), Congenital disorders:- <ul style="list-style-type: none"> • Cyanotic heart disease, tracheo oesophageal fistula, congenital hypertropic pyloric stenosis, imperforate anus • Pediatric emergencies □ Dehydration, Acute broncho pneumonia, Acute respiratory distress syndrome, Poisoning, Foreign bodies, seizures, traumas, Status asthmaticus
XVI	2	<p>Legal and ethical issues in critical care-Nurse's role</p> <ul style="list-style-type: none"> □ Brain death □ Organ donation & Counselling □ Do Not Resuscitate(DNR) □ Euthanasia □ Living will

XVII	2	Quality assurance <ul style="list-style-type: none"><input type="checkbox"/> Standards, Protocols, Policies, Procedures<input type="checkbox"/> Infection control; Standard safety measures<input type="checkbox"/> Nursing audit<input type="checkbox"/> Staffing<input type="checkbox"/> Design of ICU/CCU
-------------	----------	---

Practical:

Total = 960 Hours

1 Week = 30 Hours

S.No.	Deptt./Unit	No. of Week	Total Hours
1	Burns ICU	2	60 Hours
2	Medical ICU	8	240 Hours
3	Surgical ICU	12	360 Hours
4	CCU	2	60 Hours
5	Emergency Department	3	90 Hours
6	Dialysis Unit	1	30 Hours
7	Transplant Room	2	60 Hours
8	Paediatric/ NICU	2	60 Hours
	Total	32 Weeks	960 Hours

ESSENTIAL CRITICAL CARE NURSING SKILLS

I. Procedures Observed

1. CT Scan
2. MRI
3. EEG
4. Hemodialysis
5. Endoscopic Retrograde cholangio Pancreaticogram(ERCP)
6. Heart/ Neuro/GI./ Renal Surgeries

II. Procedures Assisted

1. Advanced life support system
2. Basic cardiac life support
3. Arterial line/arterial pressure monitoring/blood taking
4. Arterial blood gas
5. ECG recording
6. Blood transfusion
7. IV cannulationtherapy
8. Arterial Catheterization
9. Chest tube insertion
10. Endotracheal intubations
11. Ventilation

12. Insertion of central line/cvp line
13. Connecting lines for dialysis

III. Procedure Performed

1. Airway management
 - a. Application of oropharyngeal airway
 - b. Oxygen therapy
 - c. CPAP (Continuous Positive Airway pressure)
 - d. Care of tracheostomy
 - e. Endotracheal extubation
2. Cardiopulmonary resuscitation, Basic cardiac life support, ECG
3. Monitoring of critically ill patients – clinically with monitors, capillary refill time (CRT) assessment of jaundice, ECG.
4. Gastric lavage
5. Assessment of critically ill patients

Identification & assessment of risk factors, Glasgow coma scale, and dolls eye movement, arterial pressure monitoring, cardiac output/pulmonary artery pressure monitoring, and detection of life threatening abnormalities

6. Admission & discharge of critically ill patients
7. Nutritional needs – gastrostomy feeds, pharyngeal feeds, jejunostomy feeds, TPN, formula preparation & patient education.
8. Assessment of patient for alteration in blood sugar levels monitoring blood sugar levels periodically & administering insulin periodically.
9. Administration of drugs: IM, IV injection, IV cannulation & fixation of infusion pump, calculation of dosages, use of insulin syringes/ tuberculin, monitoring fluid therapy, blood administration.
10. Setting up dialysis machine and starting, monitoring and closing dialysis
11. Procedures for prevention of infections:
Hand washing, disinfection & sterilization surveillance, and fumigation universal precautions.
12. Collection of specimen.
13. Setting, use & maintenance of basic equipment, ventilator, O2 analyzer, monitoring equipment, transducers, defibrillator, infusion & syringe pumps, centrifuge machine.

Reference Books:

1. Urban, A.N., Greenlac K.K, Guidelines for Critical Care Nursing, Mosby.

2. Jaya Kuruvilla, Essential of critical care nursing, jaypee publications, 2008.
3. Simon, Critical care nursing: practice guide, 2nd edition, jaypee, 2017.
4. Richhariya, Textbook of emergency and trauma care, 1st edition, jaypee, 2018.
5. Gowda & Gowda, Advanced critical in Medical Surgical & Neonatal Nursing, 1st edition, 2017.
6. Farokh Erach Udwaidda, Principles of critical care, 3rd edition, 2014.
7. Todi et al, Critical care update 2018, 1st edition, 2018.
8. Good, Advanced critical care nursing, 2nd edition, Elsevier, 2017.
9. Sole, introduction to critical care nursing, 7th edition, Elsevier publications, 2016.

Instruction for paper setter:

Question papers shall be subjective type. The number of questions can be 5 to 7 depending upon the weightage given to each question

Second year Annual Examination to be held in the year 2022, 2023

CLASS: M.SC NURSING 2ND YEAR

BRANCH: ONCOLOGY NURSING

COURSE TITLE: MEDICAL SURGICAL NURSING

COURSE CODE: MSCNUR205

DURATION OF EXAMINATION: 3 HOURS

HOURS OF INSTRUCTION:

THEORY: 150 HOURS

PRACTICAL: 950 HOURS

TOTAL: 1100 HOURS

COURSE DESCRIPTION

This course is designed to assist students in developing expertise and in- depth understanding in the field of oncology Nursing. It will help students to develop advanced skills for nursing intervention in various oncological conditions. It will enable the student to function as oncology nurse practitioner/specialist and provide quality care. It will further enable the student to function as educator, manager, and researcher in the field of oncology nursing

COURSE OUTCOMES

1. Explain the prevention, screening and early detection of cancer
2. Describe the epidemiology, etiology, pathophysiology and diagnostic assessment of oncological disorders of various body systems
3. Describe the psychosocial effects of cancer on patients and families.
4. Demonstrate skill in administering/assisting in various treatment modalities used for patients with cancer
5. Apply nursing process in providing holistic care to patients with cancer.
6. Apply specific concepts of pain management
7. Appreciate the care of death and dying patients and value of bereavement support.
8. Describe the philosophy, concept and various dimensions of palliative care
9. Appreciate the role of alternative systems of medicine in care of cancer patients
10. Appreciate the legal & ethical issues relevant to oncology nursing

11. Recognize and manage Oncological emergencies
12. Counsel the patients with cancer and their families
13. Incorporate evidence based nursing practice and identify the areas of research in the field of oncology nursing
14. Recognize the role of oncology nurse practitioner as a member of oncology team
15. Collaborate with other agencies and utilize resources in caring for cancer patients.
16. Teach and supervise nurses and allied health workers.
17. Design a layout and develop standards for management of oncology units/hospitals and nursing care.

Content outline

Unit	Hours.	Content
I	4	Introduction <ul style="list-style-type: none"> □ Epidemiology-Incidence, Prevalence – Global, National, State and Local □ Disease burden, concept of cancer, risk factors □ Historical perspectives □ Trends and issues □ Principles of cancer management □ Roles and responsibilities of oncology nurse
II	5	The Nature of Cancer <ul style="list-style-type: none"> □ Normal cell biology □ The Immune system □ Pathological and pathophysiological changes in tissues <ul style="list-style-type: none"> ● Biology of the cancer cell ● Clone formation Transformation ● Tumor stem lines ● Structure of a solid tumor ● Products produced by the tumor ● Systemic effects of tumor growth
III	4	Etiology of Cancer <ul style="list-style-type: none"> □ Carcinogenesis, □ Theories of cancer causation □ Risk factors □ Carcinogens – genetic factors, chemical carcinogens, radiation, viruses, Immune system failure, rapid tissue proliferation □ Hormone changes, diet, emotional factors.

<p>IV</p>	<p>10</p>	<p>Diagnostic Evaluation</p> <ul style="list-style-type: none"> □ Health assessment: History taking, physical examination, □ Staging and grading of tumors, □ TNM Classification □ Common diagnostic tests <ul style="list-style-type: none"> ● Blood investigation: Haemetological, Bio-chemical, Tumor markers, Hormonal assay ● Cytology:Fine needle aspiration cytology(FNAC) ● Histopathology: Biopsy ● Radiological assessment: MRI, Ultrasound, Computed tomography, Mammography, Positron emission tomography(PET), Radio nuclide imaging, Functional metabolism imaging ● Endoscopies <p>Nurses responsibilities in diagnostic measures</p>
<p>V</p>	<p>10</p>	<p>Levels of prevention and care</p> <ul style="list-style-type: none"> □ Primary prevention – Guidelines for cancer detection, general measures, Warning signs of cancer, □ Self examination-Oral, Breast, Testicular □ Secondary prevention – early diagnosis. □ Screening □ Tertiary prevention – disability limitation, □ Rehabilitation :Mobility , Speech, Bowel and bladder, Ostomies etc □ Patient and family education, □ Discharge instruction, follow-up care and use of community resources.

VI	25	<p>Cancer Treatment Modalities and Nurse's Role</p> <ul style="list-style-type: none"> □ <i>Surgery</i> <ul style="list-style-type: none"> ● Principles of surgical oncology ● Current surgical strategy, ● Determining surgical risk ● Special surgical techniques ● Pre-intra-postoperative nursing care ● Acute and chronic surgical complications ● Future directions and advances □ <i>Chemotherapy</i> <ul style="list-style-type: none"> ● Principles and classification of chemotherapeutics ● Pharmacology of antineoplastic drugs- Mechanism of action, Absorption, protein binding, Bio-transformation, excretion, common side effects, drug toxicity ● Calculating drug doses, ● Therapeutic response to chemotherapy-Tumor variables, drug resistance, ● Safety precautions □ <i>Radiation Therapy</i> <ul style="list-style-type: none"> ● Physics of radiotherapy ● Types of ionizing rays ● Radiation equipments:Linear accelerator, cobalt, Implants,Isotopes, ● Types of therapies: Oral, Brachy therapy, tele therapy, selectron
----	----	---

		<ul style="list-style-type: none"> therapy • Effects of radiation on the body tissue, • Radiation biology – cell damage hypoxic cells, alteration of tumor kinetics. • Approaches to radiation therapy – • External radiotherapy • Internal radiotherapy – unsealed, • Sealed sources. • Effectiveness of radiotherapy-Radiosensitivity, treatment effects • Complications of radiotherapy • Radiation safety: Standards of Bhaba Atomic Research Centre(BARC) □ <i>Bone Marrow Transplantation /Stem Cell Transplantation</i> <ul style="list-style-type: none"> • Types, indications, transplantation procedure, complications and nursing management • Types and donor sources • Preparation and care of donor and recipient • Bone marrow bank • Legal and ethical issues □ <i>Immunotherapy (Biotherapy)</i> <ul style="list-style-type: none"> • Concepts and principles • Classification of agents • Treatment and applications □ <i>Gene Therapy</i> <ul style="list-style-type: none"> • Current Concepts and practices □ <i>Alternative and Complementary Therapies</i> <ul style="list-style-type: none"> • Current practices
<p>VII</p>	<p>10</p>	<ul style="list-style-type: none"> □ Pain management:- Theories, types and <ul style="list-style-type: none"> • Nature of cancer pain • Pathophysiology of pain • Pain threshold □ Assessment of pain <ul style="list-style-type: none"> • Principles of cancer pain control • Pharmacological: Opioid and non-opioid analgesic therapy • Patient controlled analgesia(PCA) • Other invasive techniques of pain control • Recent developments in Cancer pain □ Non- Pharmacological pain relief technique- <ul style="list-style-type: none"> • Complementary therapies(Music, massage, meditation, relaxation techniques, biofeed back etc) • Psychological intervention in pain control • Alternative system of medicines <p>Role of nurse</p>

VIII	5	<p>Palliative care</p> <ul style="list-style-type: none"> □ Definition and scope, philosophy □ Concept and elements of palliative care □ Global and Indian perspective of palliative care □ Quality of life issues □ Communication skill □ Nursing perspective of palliative care and its elements □ Home care □ Hospice care <p>Role of nurse in palliative care</p>
IX	2	<ul style="list-style-type: none"> □ Infection control: <ul style="list-style-type: none"> ● Process of infection, risk of hospitalization, nosocomial infections- prevention and control of infection in acute, long term care facility and community based care ● Standard safety measures
X	30	<p>Nursing Care of Patients With Specific Malignant Disorders</p> <ul style="list-style-type: none"> □ Malignancies of G.I. system-oral, oesophagus, stomach, rectal, liver & pancreas, care of ostomies/stoma □ Respiratory malignancies □ Genito urinary system malignancies- prostate Bladder, renal testicular malignancies, □ Gynecological malignancies-cervix, uterus, ovary □ Hematological malignancies-Lymphomas, Leukemias. □ Malignancies of musculoskeletal system □ Endocrine malignancies □ Skin □ Head and Neck -brain tumors □ Other malignancies – Breast cancer, AIDS related Malignancies (Kaposi's Sarcoma)
XI	10	<p>Paediatric malignancies</p> <ul style="list-style-type: none"> □ Leukemia, Lymphoma, Neuro- blastoma □ Wilm’s tumor, Soft tissue sarcoma, Retinoblastoma □ Nursing Management of children with Paediatric Malignancies

<p>XII</p>	<p>15</p>	<p>Nursing Management of Physiological Conditions and Symptoms Of Cancer Patient</p> <ul style="list-style-type: none"> □ Nutrition: - effects of cancer on nutritional Status and its consequences:-Anemia, Cachexia, Xerostomia, mucositis, Dysphagia , nausea and vomiting, constipation, diarrhoea, electrolyte imbalances, taste alterations □ Impaired mobility: Decubitus ulcer, pathologic fractures, thrombophlebitis, pulmonary embolism, contractures, footdrop <p>Other symptoms</p> <ul style="list-style-type: none"> □ Dyspepsia & hiccup, dyspnoea □ intestinal obstruction, □ Fungating wounds □ Anxiety & depression, insomnia □ Lymph edema <p>Impact of cancer on sexuality:</p> <ul style="list-style-type: none"> □ Effects of radiotherapy/ chemotherapy/surgery on sexuality of the cancer patient □ Nursing management of cancer patients experiencing sexual dysfunction □ Sexual counseling
<p>XIII</p>	<p>10</p>	<p>Cancer Emergencies</p> <ul style="list-style-type: none"> □ Disseminated intravascular coagulation(DIC), □ Malignant pleural effusion □ Neoplastic cardiac tamponade and septic shock spinal cord compression □ Superior venacava syndrome □ Metabolic emergency: hyper and hypo calcemia □ Surgical emergency □ Urological emergency □ Hemorrhage □ Organ obstruction □ Brain metastasis □ Nurses role in managing oncologic emergencies
<p>XIV</p>	<p>8</p>	<p>Psycho-Social Aspects of Nursing Care</p> <ul style="list-style-type: none"> □ Psychological responses of patients with cancer □ Psychosocial assessment – □ Crisis intervention, coping mechanisms □ Stress management, spiritual/cultural care and needs □ Counseling: individual and family □ Maximizing quality of life of patient and family <p>Ethical, moral and legal issues-</p> <ul style="list-style-type: none"> □ End of life care □ Grief and grieving process □ Bereavement support □ Care of Nurses who care for the dying.

XV	2	Layout and Design of an oncology institution/ ward, OPD, chemotherapy unit, Bone marrow transplantation unit, Pain clinic etc <ul style="list-style-type: none"><input type="checkbox"/> Practice Standards of oncology nursing<ul style="list-style-type: none">● Policies and Procedures<input type="checkbox"/> Establishing Standing orders and Protocols Quality Assurance Programme in oncology units <ul style="list-style-type: none"><input type="checkbox"/> Nursing audit
-----------	----------	--

Clinical Experience

S.No.	Deptt./ Unit	No. of Week	Total Hours
1	Medical Oncology ward	6	180 Hours
2	Surgical Oncology ward	6	180 Hours
3	Bone marrow transplantation Unit	2	60 Hours
4	Operation Theatre	2	60 Hours
5	Radiotherapy Unit	2	60 Hours
6	Chemotherapy Unit	4	120 Hours
7	Out patient department and pain clinic	2	60 Hours
8	Pediatric Oncology ward	2	60 Hours
9	Palliative Care ward	2	60 Hours
10	Community oncology	2	60 Hours
11	Hospice	1	30 Hours
12	Other field visits	1	30 Hours
	Total	32 Weeks	960 Hours

Procedures Observed

1. CT Scan
2. MRI
3. PET Scan(Positron Emission Tomography)
4. Ultra sound
5. Mammography
6. Radio Nuclide Imaging
7. Bone Scan
8. Thyroid Function Test
9. Functional and Metabolic Imaging
10. Transportation of radioactive materials
11. Others

Procedures Assisted

- a. IV cannulation – Open method
- b. Chemotherapy
- c. Radiotherapy – Brachytherapy – Low Density Radiation, High Density Radiation.
- d. Interstitial implantation
- e. Bio-therapy and Gene therapy
- f. Teletherapy – Treatment planning

- g. Bone marrow aspiration and biopsy
- h. Biopsy – tissue
- i. Needle Aspiration Cytology and biopsy
- j. Advance Cardiac life support
- k. Endotracheal intubation
- l. Defibrillation Ventilation
- m. Tracheostomy
- n. Thoracentesis
- o. Paracentesis
- p. Lumbar Puncture
- q. Arterial Blood Gas
- r. Nerve Block
- s. Chest tube insertion
- t. Intercostal drainage
- u. CVP monitoring

Procedure Performed

1. Screening for cancer
2. Assessment of pain
3. Assessment of Nutritional status
4. Care of Tracheostomy
5. Endotracheal intubation
6. Gastric gavage
7. Pap smear
8. IV cannulation
9. Care of surgical flaps
10. Care of ostomies
11. Blood transfusion and component therapy
12. Counseling
13. Practice standard safety measures
14. Care of dead body and mortuary formalities

REFERENCES:

1. Dennis A Cascitato, Manual of clinical oncology, 5th edition, Lippincott publications, 2004.
2. Springer, TNM Atlas, 5th edition, 2004.
3. Ram sharan Mehta, Oncology nursing, Jaypee publications, 2007.
4. Mirza Qaiser Baig, Principles and practice of chemo therapy planning, Jaypee publications, 2017.
5. Suresh K Sharma, Manual of Medical surgical Nursing, Lippincott publications, 2017.
6. Bipin valchandji Daga, Radiodiagnosis. Nuclear medicine, Radio therapy and radiation oncology, 1st edition, Jaypee publications, 2013.
7. Newton, Mosby's oncology nursing advisor, 2nd edition, Elsevier publications, 2016.
8. Langhorne, Oncology Nursing, 5th edition, Elsevier publications, 2007.

Second Year Annual Examination to be held in the year 2022, 2023

COURSE TITLE: MEDICAL SURGICAL NURSING (ONCOLOGY NURSING)

COURSE CODE: MSCNUR205

Instruction for paper setter:

Question papers shall be subjective type. The number of questions can be 5 to 7 depending upon the weightage given to each question

Second year Annual Examination to be held in the year 2022, 2023

CLASS: M.SC NURSING 2ND YEAR

BRANCH: NEUROSCIENCES NURSING

COURSE TITLE: MEDICAL SURGICAL NURSING

COURSE CODE: MSCNUR206

DURATION OF EXAMINATION: 3 HOURS

HOURS OF INSTRUCTION

THEORY: 150 HOURS

PRACTICAL: 950 HOURS

TOTAL: 1100 HOURS

COURSE DESCRIPTION

This course is designed to assist students in developing expertise and in- depth knowledge in the field of neurology and neurosurgical Nursing. It will help students to develop advanced skills for nursing intervention in caring for patients with neurological and neurosurgical disorders. It will enable the student to function as neuroscience nurse practitioner/ specialist. It will further enable the student to function as educator, manager and researcher in the field of neurology and neurosurgical Nursing.

COURSE OUTCOMES

At the end of the course the students will be able to

1. Appreciate trends and issues related to neurology and neurosurgical Nursing.
2. Review the anatomy and physiology of nervous system
3. Describe the epidemiology, etiology, pathophysiology and diagnostic assessment of patients with neurological and neurosurgical disorders
4. Perform neurological assessment and assist in diagnostic procedures
5. Describe the concepts and principles of neuroscience nursing
6. Describe the various drugs used in neurosciences and nurses responsibility
7. Assist in various therapeutic and surgical procedures in neuroscience nursing
8. Demonstrate advance skills/competence in managing patients with neurological and neurosurgical disorder following nursing process approach
9. Identify psychosocial problems of patients with disabilities and assist patients and their family to cope with emotional distress, spiritual, grief and anxiety
10. Participate in preventive, promotive and rehabilitative services for neurological and neurosurgical patients.
11. Explain the legal and ethical issues related to brain death, organ transplantation and practice of neuroscience nursing
12. Incorporate evidence based nursing practice and identify the areas of research in the field of neuroscience nursing
13. Organise and conduct inservice education program for nursing personnel.
14. Develop standards of care for quality assurance in neuroscience nursing practice
15. Identify the sources of stress and manage burnout syndrome among health care providers.
16. Teach and supervise nurses and allied health workers.
17. Plan and develop physical layout of neuro intensive care unit

Course Content

Unit	Hours	Content
I	5	<p>Introduction</p> <ul style="list-style-type: none"> □ Introduction to neuroscience(neurological and neurosurgical) nursing ● History-Development in neurological and neurosurgical nursing, Service & education ● Emerging trends and issues in neurology and neuro surgery and its implication to nursing. ● neurological and neurosurgical problems – ● Concepts, principles and nursing perspectives ● Ethical and legal issues ● Evidence based nursing and its application in neurological and neurosurgical nursing
II	5	<p>Epidemiology</p> <ul style="list-style-type: none"> □ Major health problems- □ Risk factors associated with neurological conditions- Hereditary, Psychosocial factors, smoking, alcoholism, dietary habits, cultural and ethnic considerations, occupational and infections. □ Health promotion, disease prevention, life style modification and its implications to nursing <p>Alternate system of medicine/complementary therapies</p>
III	10	<p>Review of Anatomy and physiology</p> <ul style="list-style-type: none"> □ Embryology □ Structure and functions of Nervous system- CNS, ANS, cerebral circulation , cranial and spinal nerves and reflexes, motor and sensory functions □ Sensory organs

<p>IV</p>	<p>15</p>	<p>Assessment and diagnostic measures</p> <ul style="list-style-type: none"> □ Assessment <ul style="list-style-type: none"> ● History taking ● Physical assessment, psychosocial assessment ● Neurological assessments, Glasgow coma scale interpretation & its relevance to nursing. ● Common assessment abnormalities □ Diagnostic measures <ul style="list-style-type: none"> ● Cerebro spinal fluid analysis ● Radiological studies-Skull and spine X-ray Cerebral Angiography, CT Scan, Single Photon Emission Computer Tomography(SPECT), MRI (Magnetic Resonance Imaging), MRA, MRS, Functional MRI, Myelography, PET (Positron Emission Test), Interventional radiology. ● Electorgraphic studies- Electro encephalo graphy, MEG, EMG, video EEG, ● Nerve conduction studies-Evoked potentials, visual evoked potentials, brain stem auditory evoked potentials, somatosensory evoked potentials ● Ultrasound studies-Carotid duplex, transcranial Doppler sonography, ● Immunological studies ● Biopsies – muscle, nerve and Brain. <p>Interpretation of diagnostic measures</p> <p>Nurse’s role in diagnostic tests</p>
<p>V</p>	<p>5</p>	<p>Meeting Nutritional needs of neurological patients</p> <ul style="list-style-type: none"> □ Basic nutritional requirements □ Metabolic changes following injury and starvation □ Nutritional assessment □ Common neurological problems that interfere with nutrition and strategies for meeting their nutritional needs □ Special metabolic and electrolyte imbalances □ Chronic fatigue syndrome
<p>VI</p>	<p>5</p>	<p>Drugs used in neurological and neurosurgical disorders</p> <ul style="list-style-type: none"> □ Classification □ Indications, contraindications, actions and effects, toxic effects <p>Role of nurse</p>

<p>VII</p>	<p>10</p>	<p>Traumatic conditions. □ Causes, pathophysiology, Clinical types, Clinical features, diagnosis, Prognosis, Management: medical, surgical and Nursing management of</p> <ul style="list-style-type: none"> ● Cranio cerebral injuries. ● Spinal & Spinal cord injuries. ● Peripheral nerve injuries. ● Unconsciousness
<p>VIII</p>	<p>10</p>	<p>Cerebro vascular disorders. □ Causes, pathophysiology, Clinical types, Clinical features, diagnosis, Prognosis , Management: medical, surgical and Nursing management of</p> <ul style="list-style-type: none"> ● Stroke & arterio venous thrombosis. ● Haemorrhagic embolus. ● Cerebro vascular accidents. ● Intracranial aneurysm. ● Subarchnoid Haemorrhage. ● Arterio venous fistula. ● Brain tumours <p>□ Diseases of cranial nerves;Trigiminal neuralgia, Facial palsy, Bulbar palsy.</p>
<p>IX</p>	<p>10</p>	<p>Degenerating and demyelinating disorders □ Causes, pathophysiology, Clinical types, Clinical features, diagnostic, Prognosis , Management: medical, surgical and Nursing management of</p> <ul style="list-style-type: none"> ● Motor neuron diseases. ● Movement disorders- Tics, dystonia, chorea, wilson’s disease, essential tremors ● Dementia. ● Parkinson’s disease. ● Multiple sclerosis. ● Alzemier’s

<p style="text-align: center;">X</p>	<p style="text-align: center;">10</p>	<p>Neuro infections</p> <p>□ Causes, pathophysiology, Clinical types, Clinical features, diagnostic, Prognosis , Management: medical, surgical and Nursing management of Neuro infections</p> <ul style="list-style-type: none"> ● Meningitis-types ● Encephalitis. ● Poliomyelitis. ● Parasitic infections. ● Bacterial infections ● Neurosyphilis. ● HIV & AIDS. ● Brain abscess.
<p style="text-align: center;">XI</p>	<p style="text-align: center;">10</p>	<p>Paroxysmal disorders.</p> <p>□ Causes, pathophysiology, Clinical types, Clinical features, diagnosis, Prognosis , Management: medical, surgical and Nursing management of</p> <ul style="list-style-type: none"> ● Epilepsy and seizures. ● Status epilepticus. ● Syncope. ● Menier’s syndrome. ● Cephalgia.
<p style="text-align: center;">XII</p>	<p style="text-align: center;">10</p>	<p>Developmental disorders.</p> <p>□ Causes, pathophysiology, Clinical types, Clinical features, diagnostic, Prognosis , Management: medical, surgical and Nursing management of</p> <ul style="list-style-type: none"> ● Hydrocephalus. ● Craniosynostosis. ● spina bifida- Meningocele, Meningomyeloceleencephalocele ● syringomyelia. ● Cerebro vascular system anomalies. ● Cerebral palsies. ● Down’s syndrome

<p>III</p>	<p>10</p>	<p>Neuro muscular disorders. □ Causes, pathophysiology, Clinical types, Clinical features, diagnostic, Prognosis , Management: medical, surgical and Nursing management of</p> <ul style="list-style-type: none"> ● Polyneuritis – G B Syndrome. ● Muscular dystrophy. ● Myasthenia gravis. ● Trigeminal neuralgia. ● Bell’s palsy. ● Menier’s disease ● Carpal tunnel syndrome ● Peripheral neuropathies
<p>XIV</p>	<p>5</p>	<p>Neoplasms – surgical conditions. □ Causes, pathophysiology, Clinical types, Clinical features, diagnostic, Prognosis , Management: medical, surgical and Nursing management of</p> <ul style="list-style-type: none"> ● Space occupying lesions -types ● Common tumors of CNS,
<p>XV</p>	<p>5</p>	<p>Other disorders □ Causes, pathophysiology, Clinical types, Clinical features, diagnostic, Prognosis , Management: medical, surgical and Nursing management of</p> <ul style="list-style-type: none"> □ Metabolic disorders- diabetes, insipidus, metabolic encephalopathy □ Sleep disorders □ Auto immune disorders- multiple sclerosis, inflammatory Myopathies
<p>XVI</p>	<p>10</p>	<p>Neuro emergencies □ Causes, pathophysiology, Clinical types, Clinical features, diagnostic, Prognosis , Management: medical, surgical and Nursing management of</p> <ul style="list-style-type: none"> ● Increased intracranial pressure ● Unconscious ● Herniation syndrome ● Seizures ● Severe head injuries ● Spinal injuries ● Cerebro vascular accidents

XVII	5	<p>Rehabilitation.</p> <ul style="list-style-type: none"> □ Concept and Principles of Rehabilitation. □ Factors affecting quality of life and coping □ Rehabilitation in acute care setting, and following stroke, head injury and degenerative disorders of brain □ Physiotherapy. □ Counselling □ Care giver's role <p>Speech & Language.-Neurogenic communication disorders, Speech therapy</p>
XVIII	5	<p>Ethical and legal issues in neuroscience nursing</p> <ul style="list-style-type: none"> □ Brain death and organ transplantation □ Euthanasia □ Negligence and malpractice □ Nosocomial infections
XIX	5	<ul style="list-style-type: none"> □ Quality assurance in neurological nursing practice □ Role of advance practitioner in neurological nursing □ Professional practice standards □ Quality control in neurologic nursing □ Nursing audit □ Neuro ICU <ul style="list-style-type: none"> ● Philosophy, aims and objectives ● Policies, staffing pattern, design and physical plan of neuro ICU ● Team approach, functions ● Psychosocial aspects in relation to staff and clients of neuro ICU, ● In-service education

Practical

Total 32 Weeks

960 Hours

S.NO	AREA OF POSTING	No. of Week	Total Hours
1	O.P.D.	2	60
2	Casualty	2	60
3	Diagnostics	2	60
4	Neuro psychiatry	1	30
5	Neuro Medical wards	4	120
6	Paediatric Neuro ward	2	60
7	Neuro surgical wards	4	120
8	Head Injury ward	3	90

9	ICU- neuro medicine	4	120
10	I.C.U.- neuro surgical	4	120
11	Rehabilitation	2	60
12	Operation Theatre	2	60

ESSENTIAL NEURO NURSING SKILLS

I. Procedures Observed

- CT scan
- MRI
- PET
- EEG
- EMG
- Sleep pattern studies/Therapy
- Radiographical studies
- Neuro surgeries
- Nerve conduction studies
- Ultrasound studies
- Any other

II. Procedures Assisted

- Advanced Cardiac life support
- Lumbar Puncture
- Biopsies – muscle, nerve and Brain
- Arterial Blood Gas

- ECG Recording
- Blood transfusion
- IV cannulation – open method
- Endotracheal intubation
- Ventilation
- Tracheostomy
- ICP monitoring
- Gama Knife
- Cerebral angiography
- Myelography
- Neuro surgeries

Procedures Performed:

- Airway management
 - Application of Oro Pharyngeal Airway
 - Care of Tracheostomy
 - Conduct Endotracheal Intubation
 - Use of AMBU bag, artificial respirators
 - Setting of Ventilators and Care of patients on ventilators
- Cardio Pulmonary Resuscitation -Defibrillation
- Neurological assessment -Glasgow coma scale
- Gastric Lavage
- IV Cannulation
- Administration of emergency IV Drugs, fluid
- Care of patients with incontinence, bladder training

Catheterization

- Care of patients on traction related to the neurological conditions
- Blood Administration.
- Muscle strengthening exercises
- Guidance and counseling
- Monitoring – management and care of monitors.

Reference Books:

1. Barker, Neuroscience Nursing – A Spectrum of care, 3rd edition, Elsevier publications, 2007.
2. Prema & Graicy, Essentials of Neurological & Neurosurgical Nursing, 2nd edition, Jaypee, 2013.
3. Clement, Textbook on neurological & neurosurgical nursing, 1st edition, jaypee, 2015.
4. Shah & Shah, Brain & Neurological disorders, 1st edition, jaypee, 2017.
5. Sukhpal Kaur, Clinical Neurosciences & critical care nursing, 1st edition, jaypee, 2014.
6. Lewis, Medical surgical nursing, 10th edition, Elsevier publications, 2016.

Instruction for paper setter:

Question papers shall be subjective type. The number of questions can be 5 to 7 depending upon the weightage given to each question.

Second year Annual Examination to be held in the year 2022, 2023

CLASS: M.Sc Nursing 2nd year

BRANCH: Nephro- Urology Nursing

COURSE TITLE: Medical Surgical Nursing

COURSE CODE: MSCNUR207

DURATION OF EXAMINATION: 3 HOURS

Hours of instruction:

Theory: 150 Hours

Practical: 950 Hours

Total: 1100 Hours

Course Description

This course is designed to assist students in developing expertise and in- depth understanding in the field of Nephro and urological Nursing. It will help students to develop advanced skills for nursing intervention in various nephro and urological conditions. It will enable the student to function as nephro and urology nurse practitioner/specialist and provide quality care. It will further enable the student to function as educator, manager, and researcher in the field of nephro and urology nursing

Course Outcomes

At the end of the course the students will be able to:

1. Appreciate trends and issues related to **nephro and urological** nursing
2. Describe the epidemiology, etiology, pathophysiology and diagnostic assessment of **nephro and urological** conditions
3. Perform physical, psychosocial & spiritual assessment
4. Assist in various diagnostic, therapeutic and surgical interventions
5. Provide comprehensive nursing care to patients with **nephro and urological conditions**
6. Describe the various drugs used in **nephro and urological** conditions and nurses responsibility
7. Demonstrate skill in handling various equipments/gadgets used for patients with **nephro and urological** conditions
8. Appreciate team work & coordinate activities related to patient care.
9. Practice infection control measures.
10. Identify emergencies and complications & take appropriate measures
11. Assist patients and their family to cope with emotional distress, grief, anxiety and spiritual needs
12. Discuss the legal and ethical issues in **nephro and urological** nursing
13. Identify the sources of stress and manage burnout syndrome among health care providers

COURSE TITLE: MEDICAL SURGICAL NURSING (NEPHRO-UROLOGY NURSING)

COURSE CODE: MSCNUR207

14. Appreciate the role of alternative system of medicine in the care of patient
15. Incorporate evidence based nursing practice and identify the areas of research in the field of **nephro and urological** nursing
16. Teach and supervise nurses and allied health workers.
17. Design a layout of kidney transplant unit and dialysis unit
18. Develop standards of nephro urological nursing practice

Course Content

Unit	Hours	Content
I	5	<p>Introduction</p> <ul style="list-style-type: none"> □ Historical development: trends and issues in the field of nephro and urological nursing. □ nephro and urological problems □ Concepts, principles and nursing perspectives □ Ethical and legal issues □ Evidence based nursing and its application in nephro and urological nursing(to be incorporated in all the units)
II	5	<p>Epidemiology</p> <ul style="list-style-type: none"> □ Major health problems- urinary dysfunction, urinary tract infections, Glomerular disorders, obstructive disorders ad other urinary disorders □ Risk factors associated with nephro and urological conditions conditions- Hereditary, Psychosocial factors, smoking, alcoholism, dietary habits, cultural and ethnic considerations □ Health promotion, disease prevention, life style modification and its implications to nursing <p>Alternate system of medicine/complementary therapies</p>
III	5	<p>Review of anatomy and physiology of urinary system</p> <ul style="list-style-type: none"> □ Embryology □ Structure and functions □ Renal circulation □ Physiology of urine formation □ Fluid and electrolyte balance □ Acid base balance □ Immunology specific to kidney

IV	20	<p>Assessment and diagnostic measures</p> <ul style="list-style-type: none"> □ History taking □ Physical assessment, psychosocial assessment □ Common assessment abnormalities-dysurea, frequency, enuresis, urgency, hesitancy, hematuria, pain, retention, burning on urination, pneumaturia, incontinence, nocturia, polyurea, anuria, oliguria, □ Diagnostic tests-urine studies, blood chemistry, radiological procedures-KUB, IVP,nephrotomogram, retrograde pyelogram, renal arteriogram, renalultrasound, CT scan, MRI, cystogram, renal scan, biopsy, endoscopy-cystoscopy, urodynamics studies-cystometrogram, urinary flow study, sphincter electromyography, voiding pressure flow study, videourodynamics, Whitaker study <p>Interpretation of diagnostic measures Nurse's role in diagnostic tests</p>
V	5	<p>Renal immunopathy/Immunopathology</p> <ul style="list-style-type: none"> □ General Concept of immunopathology □ Immune mechanism of glomerular vascular disease □ Role of mediator systems in glomerular vascular disease
VI	15	<p>Urological Disorders and Nursing Management</p> <ul style="list-style-type: none"> □ Etiology, clinical manifestations, diagnosis, prognosis, related pathophysiology, medical , surgical and nursing management of □ Urinary tract infections- pyelonephritis, lower urinary tract infections, □ Disorders for ureters, bladder and urethra □ Urinary tract infections- □ Urinary dysfunctions- urinary retention, urinary incontinence, urinary reflux, □ Bladder disorders- neoplasms, calculi, neurogenic bladder, trauma, congenital abnormalities □ Benign prostatic hypertrophy(BPH) □ Ureteral disorders: ureteritis, ureteral trauma, congenital anomalies of ureters □ Urethral disorders- tumours, trauma, congenital anomalies of ureters,
VII	25	<p>Glomerular disorders and nursing management</p> <ul style="list-style-type: none"> □ Etiology, clinical manifestations, diagnosis, prognosis, related pathophysiology, medical , surgical and nursing management of □ Glomerular nephritis- chronic, acute , nephritic syndrome □ Acute Renal failure and chronic renal failure. □ Renal calculi □ Renal tumours-benign and malignant □ Renal trauma □ Renal abscess □ Diabetic nephropathy □ Vascular disorders □ Renal tuberculosis □ Polycystic □ Congenital disorders □ Hereditary renal disorders

VIII	10	<ul style="list-style-type: none"> <input type="checkbox"/> Management of Renal emergencies <input type="checkbox"/> Anuria <input type="checkbox"/> Acute Renal failure <input type="checkbox"/> Poisoning <input type="checkbox"/> Trauma <input type="checkbox"/> Urine retention <input type="checkbox"/> Acute graft rejection <input type="checkbox"/> Hematuria <input type="checkbox"/> Nurse's role
IX	10	<p>Drugs used in urinary disorders</p> <ul style="list-style-type: none"> <input type="checkbox"/> Classification <input type="checkbox"/> Indications, contraindications, actions and effects, toxic effects <input type="checkbox"/> Role of nurse
X	10	<p>Dialysis</p> <ul style="list-style-type: none"> <input type="checkbox"/> Dialysis- Historical, types, Principles, goals <ul style="list-style-type: none"> • Hemodialysis- vascular access sites- temporary and permanent • Peritoneal dialysis <input type="checkbox"/> Dialysis Procedures- steps, equipments, maintenance, <input type="checkbox"/> Role of nurse- pre dialysis, intra and post dialysis <input type="checkbox"/> Complications- <input type="checkbox"/> Counseling <input type="checkbox"/> patient education <input type="checkbox"/> Records and reports
XI	10	<ul style="list-style-type: none"> <input type="checkbox"/> Kidney transplantation <input type="checkbox"/> Nursing management of a patient with Kidney transplantation <input type="checkbox"/> Kidney transplantations- a historical review <input type="checkbox"/> Immunology of graft rejections <input type="checkbox"/> The recipient of a renal transplant <input type="checkbox"/> Renal preservations <input type="checkbox"/> Human Leucocytic Antigen(HLA) typing matching and cross matching in renal transplantation <input type="checkbox"/> Surgical techniques of renal transplantations <input type="checkbox"/> Chronic renal transplant rejection <input type="checkbox"/> Complication after KTP: Vascular and lymphatic, Urological, cardiovascular, liver and neurological, infectious complication <input type="checkbox"/> KTP in children and management of pediatric patient with KTP <input type="checkbox"/> KTP in developing countries <input type="checkbox"/> Results of KTP <input type="checkbox"/> Work up of donor and recipient for renal transplant <input type="checkbox"/> Psychological aspect of KTP and organ donations <input type="checkbox"/> Ethics in transplants <input type="checkbox"/> Cadaveric transplantation
XII	5	<ul style="list-style-type: none"> <input type="checkbox"/> Rehabilitation of patient with nephrological problems <input type="checkbox"/> Risk factors and prevention <input type="checkbox"/> Rehabilitation of patients on dialysis and after kidney transplant <input type="checkbox"/> Rehabilitation of patients after urinary diversions <input type="checkbox"/> Family and patient teaching

COURSE TITLE: MEDICAL SURGICAL NURSING (NEPHRO-UROLOGY NURSING)

COURSE CODE: MSCNUR207

XIII	10	<p>Pediatric urinary disorders</p> <ul style="list-style-type: none"> □ Etiology, clinical manifestations, diagnosis, prognosis, related pathophysiology, medical, surgical and nursing management of children with Renal Diseases -UTI, ureteral reflux, glomerulonephritis, nephrotic syndrome, infantile nephrosis, cystic kidneys, familial factors in renal diseases in childhood, Haemolytic uraemic syndrome. Benign recurrent haematuria, nephropathy, Wilms' Tumour
XIV	5	<p>Critical care units- dialysis, KTP unit</p> <ul style="list-style-type: none"> □ Philosophy, aims and objectives □ Policies, staffing pattern, design and physical plan of Dialysis and KTP units □ Team approach, functions □ Psychosocial aspects in relation to staff and clients of ICU, dialysis unit □ In-service education □ Ethical and legal issues
XV	5	<ul style="list-style-type: none"> □ Quality assurance in nephrological nursing practice □ Role of advanced practitioner in nephrological nursing □ Professional practice standards □ Quality control in nephrological nursing □ Nursing audit

Practical:

Total = 960 Hours

1 Week = 30 Hours

S. No.	Dept./ Unit	No. of Week	Total Hours
1	Nephrology Ward	6	180 Hours
2	Pediatrics	2	60 Hours
3	Critical Care Unit	2	60 Hours
4	Urology Ward	6	180 Hours
5	Dialysis Unit	4	120 Hours
6	Kidney Transplantation Unit	2	60 Hours
7	URO OT	2	60 Hours
8	Emergency Wards	2	60 Hours
9	Uro Nephro OPDs	4	120 Hours
10	Diagnostic Labs	2	60 Hours
	Total	32 Weeks	960 Hours

Procedures observed

I.Procedures Observed

COURSE TITLE: MEDICAL SURGICAL NURSING (NEPHRO-UROLOGY NURSING)

COURSE CODE: MSCNUR207

1. CT Scan
2. MRI
3. Radiographic studies
4. Urodynamics
5. Hemodialysis
6. Renal Surgeries

II. Procedures Assisted

1. Blood transfusion
2. I V cannulation therapy
3. Arterial Catheterization
4. Insertion of central line/cvp line
5. Connecting lines for dialysis
6. Peritoneal dialysis
7. Renal biopsy
8. Endoscopies- Bladder, urethra

III. Procedure Performed

1. Health assessment
2. Insertion of urethral and suprapubic catheters
3. Urine analysis
4. Catheterisation
5. Peritoneal dialysis
6. Bladder irrigation
7. Care of ostomie
8. Care of urinary drainage
9. Bladder training
10. Care of vascular access
11. Setting up dialysis machine and starting, monitoring and closing dialysis
12. Procedures for prevention of infections:
13. Hand washing, disinfection & sterilization surveillance, and fumigation universal precautions.
14. Collection of specimen.
15. Administration of drugs: IM, IV injection, IV cannulation & fixation of infusion pump, calculation of dosages, blood administration. monitoring -fluid therapy, electrolyte imbalance,
16. Nutritional needs , diet therapy & patient education.
17. Counselling

REFERENCES:

1. Sabnis et al, Urology instrumentation- A Comprehensive guide, 1st edition, Jaypee, 2015.
2. MA Salam, Principles and practice of urology, 2nd edition, Jaypee, 2013.
3. Anil K Mandal, Textbook of nephrology, 3rd edition, Jaypee, 2014.
4. Pranaw Kumar Jha & Vijay Kher, Manual of Nephrology, 1st edition, Jaypee, 2016.
5. Caroline S Counts, Core curriculum for nephrology nursing, 9th edition, American nephrology nurses Association, 2015.
6. Judith Z Kallanbach, Review of haemodialysis for nurses and dialysis personnel, Elsevier publications, 9th edition, 2015.
7. John T Daugirdas, Handbook for dialysis, 5th edition, LWW publications, 2014.

Second Year Annual Examination to be held in the year 2022, 2023

COURSE TITLE: MEDICAL SURGICAL NURSING (NEPHRO-UROLOGY NURSING)

COURSE CODE: MSCNUR207

Instruction for paper setter:

Question papers shall be subjective type. The number of questions can be 5 to 7 depending upon the weightage given to each question.

Second year Annual Examination to be held in the year 2022, 2023

CLASS: M.Sc Nursing 2nd year

BRANCH: Orthopedic Nursing

COURSE TITLE: Medical Surgical Nursing

COURSE CODE: MSCNUR208

DURATION OF EXAMINATION: 3 HOURS

Hours of instruction:

Theory: 150 Hours

Practical: 950 Hours

Total: 1100 Hours

Course Description

This course is designed to assist students in developing expertise and in- depth understanding in the field of orthopedic nursing. It will help students to develop advanced skills for nursing intervention in various orthopedic conditions. It will enable the student to function as orthopedic nurse practitioner/specialist providing quality care. It will further enable the student to function as educator, manager, and researcher in the field of orthopedic nursing.

Course Outcomes

At the end of the course the students will be able to:

1. Appreciate the history and developments in the field of orthopedic nursing
2. Identify the psycho-social needs of the patient while providing holistic care.
3. Perform physical and psychological assessment of patients with orthopedic conditions and disabilities.
4. Describe various disease conditions and their management
5. Discuss various diagnostic tests required in orthopedic conditions
6. Apply nursing process in providing care to patients with orthopedic conditions and those requiring rehabilitation.
7. Recognize and manage orthopedic emergencies.
8. Describe recent technologies and treatment modalities in the management of patients with orthopedic conditions and those requiring rehabilitation.
9. Integrate the concept of family centered, long term care and community based rehabilitation to patients with orthopedic conditions.
10. Counsel the patients and their families with orthopedic conditions
11. Describe various orthotic and prosthetic appliances

12. Appreciate the legal and ethical issues pertaining to patients with orthopedic conditions and those requiring rehabilitation.
13. Appreciate the role of alternative system of medicine in care of patients with orthopedic conditions
14. Incorporate evidence based nursing practice and identify the areas of research in the field of orthopedic nursing.
15. Recognize the role of orthopedic nurse practitioner and as a member of the orthopedic and rehabilitation team.
16. Teach orthopedic nursing to undergraduate students and in-service nurses.
17. Prepare a design and layout of orthopedic and rehabilitative units.

Course Content

Unit	Hours	Content
I	5	Introduction <ul style="list-style-type: none"> □ Historical perspectives – History and trends in orthopedic nursing □ Definition and scope of orthopedic nursing □ Anatomy and physiology of Musculo-skeletal system □ Posture, Body landmarks Skeletal system Muscular system. □ Nervous system - Main nerves □ Healing of - Injury, bone injury, □ Repair of ligaments □ Systemic response to injury □ Ergonomics, Body mechanics, biomechanical measures □ Orthopedic team
II	8	Assessment of Orthopedic Patient <ul style="list-style-type: none"> □ Health Assessment: History, physical examination- Inspection, palpation, movement, Measurement, muscle strength Testing. □ Diagnostic studies – Radiological studies, Muscle enzymes, serologic studies
III	10	Care of patients with devices <ul style="list-style-type: none"> □ Splints, braces, various types of plaster cast □ Various types of tractions, □ Various types of orthopedic beds and mattresses □ Comfort devices □ Implants in orthopedic □ Prosthetics and Orthotics

<p>IV</p>	<p>15</p>	<p>Injuries</p> <p><i>Trauma & Injuries</i></p> <ul style="list-style-type: none"> □ Causes, pathophysiology, clinical types, clinical features, diagnosis, prognosis, management, medical surgical and nursing management of : <ul style="list-style-type: none"> ● Early management of Trauma ● Fractures ● Injuries of the □ Shoulder and arm □ Elbow, fore arm, wrist, hand □ Hip, thigh, knee, leg, ankle, foot □ Spine □ Head injury □ Chest injury <ul style="list-style-type: none"> ● Polytrauma ● Nerve injuries ● Vascular injuries ● Soft tissue injuries ● Sports injuries □ Amputation
<p>V</p>	<p>8</p>	<p>Infections of Bones and Joints</p> <ul style="list-style-type: none"> □ Causes, pathophysiology, clinical types, clinical features, diagnosis, prognosis, management, medical surgical and nursing management of : <ul style="list-style-type: none"> ● Tuberculosis ● Osteomyelitis ● Arthritis ● Leprosy
<p>VI</p>	<p>5</p>	<p>Bone Tumours</p> <ul style="list-style-type: none"> □ Causes, pathophysiology, clinical types, clinical features, diagnosis, prognosis, management, medical surgical and nursing management of: <ul style="list-style-type: none"> ● Bone tumors – Benign, Malignant and metastatic ● Different types of therapies for tumors
<p>VII</p>	<p>10</p>	<p>Deformities</p> <ul style="list-style-type: none"> □ Causes, pathophysiology, clinical types, clinical features, diagnosis, prognosis – medical surgical and nursing management of: Scoliosis, Kyphosis, Lordosis □ Congenital disorders: Congenital dislocation of hip (CDH), Dislocation of patella, knee, □ Varus and valgus deformities, □ Deformities of digits, □ Congenital torticollis. □ Meningocele, meningomyelocele, spina bifida, □ Chromosomal disorders. □ Computer related deformities

VIII	5	<p>Disorders of the spine</p> <ul style="list-style-type: none"> □ Intervertebral disc prolapse, Fracture of the spine □ Low back disorder – Low back pain, PND, spinal stenosis, Spondylosis
IX	5	<p>Nutritional/Metabolic and Endocrine Disorders</p> <ul style="list-style-type: none"> □ Causes, pathophysiology, clinical types, clinical features, diagnosis, prognosis, medical surgical and nursing management of: <ul style="list-style-type: none"> ● Rickets, ● Scurvy, ● Hyper vitaminosis A and D, ● Osteomalacia, ● Osteoporosis ● Paget’s disease, ● gout, ● Gigantism, ● Dwarfism, ● Acromegaly. ● Therapeutic diets for various orthopedic disorders
X	8	<p>Neuro-Muscular Disorders:</p> <ul style="list-style-type: none"> □ Causes, pathophysiology, clinical types, clinical features, diagnosis, prognosis, medical surgical and nursing management of: <ul style="list-style-type: none"> ● Poliomyelitis, Cerebral Palsy ● Myasthenia gravis ● Spina bifida. ● Peripheral nerve lesion, ● Paraplegia, Hemiplegia, Quadriplegia. ● Muscular dystrophy
XI	8	<p>Chronic/Degenerative Diseases of Joints and Autoimmune Disorders:</p> <ul style="list-style-type: none"> □ Causes, pathophysiology, clinical types, clinical features, diagnosis, prognosis – medical surgical and nursing management of: <ul style="list-style-type: none"> ● Osteo Arthritis ● Rheumatoid Arthritis ● Ankylosing spondylitis. ● Spinal disorders. ● Systemic Lupus Erythematosus
XII	5	<p>Orthopedic Disorders in Children:</p> <ul style="list-style-type: none"> □ General and special consideration on pediatric orthopedics □ Genetic disorders □ Congenital anomalies □ Growth disorders □ Genetic counseling □ Nurses role in genetic counseling

XIII	5	<p>Geriatric Problems</p> <ul style="list-style-type: none"> □ Geriatric population, types of disabilities, causes, treatment and Management – Hospitalization, rest, physiotherapy, involvement of family members, social opportunities. □ Care at home – involvement of family and community, follow up care and rehabilitation
XIV	6	<p>Pharmacokinetics</p> <ul style="list-style-type: none"> □ Principles of drug administration □ Analgesics and anti inflammatory agents □ Antibiotics, Antiseptics, □ Drugs used in orthopedics and neuromuscular disorders □ Blood and blood components □ Care of drugs and nurses role
XV	30	<p>Nurses Role in Orthopedic Conditions</p> <ul style="list-style-type: none"> □ Gait analysis □ Urodynamic studies □ Prevention of physical deformities □ Alteration of body temperature regulatory system and immune systems □ Immobilization – cast, splints, braces and tractions □ Prevention and care of problems related to immobility □ Altered sleep patterns □ Impaired communication □ Self care and activities of daily living □ Bladder and bowel rehabilitation □ Sensory function rehabilitation □ Psychological reaction related to disabilities and disorders. □ Coping of individual and family with disabilities and disorders □ Maintaining sexuality □ Spirituality – A rehabilitative prospective <p>Orthopedic Reconstructive Surgeries</p> <ul style="list-style-type: none"> □ Replacement surgeries – Hip, Knee, Shoulder □ Spine surgeries □ Grafts and flaps surgery □ Deformity correction. <p>Physiotherapy</p> <ul style="list-style-type: none"> □ Concepts, Principles, purpose, <ul style="list-style-type: none"> ● Mobilization – Exercises: types, re-education in walking: Crutch walking, wheel chair, Transfer techniques, ● Types of gaits: Non-weight bearing, partial weight bearing, four point crutch, tripod, walking with sticks, calipers ● Forms of therapies: Hydrotherapy, electrotherapy, wax bath, heat therapy, ice, helio therapy, radiant heat, ● Chest physiotherapy

XVI	8	Rehabilitation <ul style="list-style-type: none"> □ Principles of rehabilitation, definition, philosophy, process, □ Various types of therapies □ Special therapies and alternative therapies □ Rehabilitation counseling □ Preventive and restorative measures. □ Community based rehabilitation (CBR) □ Challenges in rehabilitation. □ Role of the nurse in rehabilitation, □ Legal and ethical issues in rehabilitation nursing □ Occupational therapy
XVII	5	National Policies and Programmes <ul style="list-style-type: none"> □ National programmes for rehabilitation of persons with disability - National Institutes, artificial limbs manufacturing Corporation, District Rehabilitation Centers and their schemes □ Regional rehabilitation centers etc. □ Public policy in rehabilitation nursing □ The persons with disabilities act 1995, □ Mental rehabilitation and Multiple disabilities act 1992, □ The National Trust Rules 1999 and 2000 □ Rehabilitation Council of India □ Legal and ethical aspects in orthopedic nursing □ Rehabilitation health team and different categories of team members.
XVIII	4	Quality assurance <ul style="list-style-type: none"> □ Standards, Protocols, Policies, Procedures □ Nursing audit □ Staffing □ Design of orthopedic, physiotherapy and rehabilitation unit

Practicals

1. Clinical practice in Orthopedic, physiotherapy and Rehabilitation Units.
2. Application of tractions and plaster casts and removal of tractions and plaster casts and other appliances.
3. Apply Theories and Nursing Process in the management of patients with orthopedic conditions.
4. Provide various types of physical and rehabilitative therapies
5. Provide health education on related disease conditions.
6. Unit management and plan - designing

Procedures Observed

1. X Ray
2. Ultrasound
3. MRI
4. C T Scan/bone scan
5. Arthroscopy
6. Electrothermally – assisted capsule shift or ETAC (Thermal capsulorrhaphy)
7. Fluoroscopy
8. Electromyography
9. Myelography
10. Discography

11. Others

Procedures Assisted

1. Blood Transfusion
2. IV cannulation and therapy
3. Ventilation
4. Various types of tractions
5. Orthopedic surgeries – Arthrocentesis, Arthroscopy, Bone lengthening, Arthrodesis, grafting, Fractures fixation, reconstructive, reimplantation, replantation, spinal decompression, transplantation of bone, muscle or articular cartilage, autografting, allografting.
6. Injection – Intra articular, intra osseous.
7. Advance Life Support

Procedures Performed

1. Interpretation of X ray films.
2. Application and removal of splints, casts, and braces.
3. Care of tractions – skin and skeletal traction, pin site care.
4. Cold therapy.
5. Heat therapy
6. Hydrotherapy
7. Therapeutic exercises
8. Use of TENS (Transcutaneous electrical nerve stimulation)
9. Techniques of transportation
10. Crutch walking, walkers, wheel chair.
11. Use of devices for activities of daily living and prevention of deformities.
12. Administration of drugs: IV injection, IV cannulation, and Blood transfusion.
13. Procedures for prevention of infections: disinfection and sterilization, surveillance, fumigation.
14. Special skin/ part preparations for orthopedic surgeries.
15. Surgical dressings – Debridement.
16. Bladder and bowel training

Other Procedures

REFERENCES:

1. John Ebenezar, Orthopedics for nurses, Jaypee publications, 2005.
2. Prakash PKotwal & Mayilvahanam, Textbook of orthopedics', Elsevier publications, 2005.
3. Jayant Joshi, Essential of Orthopedics & applied physiotherapy, Elsevier publications, 2009.
4. Manish Kumar Varshney, Essential orthopedics principles and practice, Jaypee, 1st edition, 2016.
5. Apurv Mehra, Magic book of orthopedics, 5th edition, Jaypee, 2017.
6. James Cyriax, Textbook of orthopedic medicine, vol.1, 8th edition, 2006.
7. Devendra Richhariya, Textbook of emergency and trauma care, 1st edition, Jaypee, 2018.
8. RK Gupta, Orthopedics illustrated, 2nd edition, Jaypee, 2013.
9. Samar Kumar Biswas, Orhopaedics, 1st edition, Jaypee, 2013.
10. Kulkarni & Badhulkar, Textbook of orthopedics & trauma, 3rd edition, Jaypee, 2016.
11. RM Shenoy, Essential of orthopedics, 2nd edition, Jaypee, 2014.

Second Year Annual Examination to be held in the year 2022, 2023

COURSE TITLE: MEDICAL SURGICAL NURSING (ORTHOPEDIC NURSING)

COURSE CODE: MSCNUR208

Instruction for Paper setter:

Question papers shall be subjective type. The number of questions can be 5 to 7 depending upon the weightage given to each question.

Second year Annual Examination to be held in the year 2022, 2023

CLASS: M.SC NURSING 2ND YEAR

BRANCH: GASTRO ENTEROLOGY NURSING

COURSE TITLE: MEDICAL SURGICAL NURSING

COURSE CODE: MSCNUR209

DURATION OF EXAMINATION: 3 HOURS

HOURS OF INSTRUCTION:

THEORY: 150 HOURS

PRACTICAL: 950 HOURS

TOTAL: 1100 HOURS

COURSE DESCRIPTION

This course is designed to assist students in developing expertise and in- depth understanding in the field of gastro enterology Nursing. It will help students to develop advanced skills for nursing intervention in various gastro enterology conditions. It will enable the student to function as gastro enterology nurse practitioner/specialist and provide quality care. It will further enable the student to function as educator, manager, and researcher in the field of gastro enterology nursing

COURSE OUTCOMES

At the end of the course the students will be able to

1. Appreciate trends and issues related to gastro enterology nursing
2. Describe the epidemiology, etiology, pathophysiology and diagnostic assessment of gastrointestinal conditions
3. Participate in national health programs for health promotion, prevention and rehabilitation of patients with gastrointestinal conditions
4. Perform physical, psychosocial & spiritual assessment
5. Assist in various diagnostic, therapeutic and surgical procedures
6. Provide comprehensive care to patients with gastrointestinal conditions
7. Describe the various drugs used in gastrointestinal conditions and nurses responsibility
8. Demonstrate skill in handling various equipments/gadgets used for patients with gastrointestinal conditions
9. Appreciate team work & coordinate activities related to patient care.
10. Practice infection control measures.
11. Identify emergencies and complications & take appropriate measures

12. Assist patients and their family to cope with emotional distress, grief, anxiety and spiritual needs
13. Discuss the legal and ethical issues in GE nursing
14. Identify the sources of stress and manage burnout syndrome among health care providers
15. Appreciate the role of alternative system of medicine in care of patient
16. Incorporate evidence based nursing practice and identify the areas of research in the field of gastrointestinal nursing
17. Teach and supervise nurses and allied health workers.
18. Design a layout of Gastro enterology intensive care unit (GEICU) , liver care/transplant unit

Unit	Hours	Content
I	5	Introduction <ul style="list-style-type: none"> □ Historical development: trends and issues in the field of gastro enterology. □ Gastro enterological problems □ Concepts, principles and nursing perspectives □ Ethical and legal issues □ Evidence based nursing and its application in gastrointestinal nursing(to be incorporated in all the units)
II	5	Epidemiology <ul style="list-style-type: none"> □ Risk factors associated with GE conditions- Hereditary, Psychosocial factors, smoking, alcoholism, dietary habits, cultural and ethnic considerations □ Health promotion, disease prevention, life style modification and its implications to nursing □ National health programmes related to gastro enterology □ Alternate system of medicine/complementary therapies
III	5	Review of anatomy and physiology of gastrointestinal system <ul style="list-style-type: none"> □ Gastrointestinal system □ Liver, biliary and pancreas □ Gerontologic considerations □ Embryology of GI system □ Immunology specific to GI system

IV	15	<p>Assessment and diagnostic measures</p> <ul style="list-style-type: none"> □ History taking □ Physical assessment, psychosocial assessment □ Diagnostic tests <ul style="list-style-type: none"> ● Radiological studies:Upper GIT- barium swallow, lower GIT- Barrium enema, ● Ultra sound: ● Computed tomography ● MRI ● Cholangiography: Percutaneous transheptatic Cholangiogram(PTC) ● Magnetic Resonance Cholangio pancreotography (MRCP) ● Nuclear imaging scans(scintigraphy) ● Endoscopy □ Colonoscopy □ Proctosigmoidoscopy □ Endoscopic Retrogrde Cholongio pancreotography (ERCP) □ Endoscopic ultrasound □ Peritonoscopy(Laproscopy) □ Gastric emptyingstudies □ Blood chemistries: Serum amylase, serum lipase □ Liver biopsy □ Miscellaneous tests:Gastric analysis, fecal analysis □ Liver function tests: Bile formation and excretion, dye excretion test, Protein metabolism, haemostatic functions- prothrombin vitamin K production, serum enzyme tests,Lipid metabolism- serum cholesterol <ul style="list-style-type: none"> ● Interpretation of diagnostic measures Nurse's role in diagnostic tests
-----------	-----------	--

V	25	<p>Gastro intestinal disorders and nursing management</p> <ul style="list-style-type: none"> □ Etiology, clinical manifestations, diagnosis, prognosis, related pathophysiology, medical , surgical and nursing management of <ul style="list-style-type: none"> ● Disorders of the mouth: Dental caries, Peridontal disease, Acute tooth infection, Stomatitis, Thrush (moniliasis), Gingivitis, Leukoplakia, Inflammation of the parotid gland, Obstruction to the flow of saliva, Fracture of the jaw ● Disorders of the oesophagus: Reflux oesophagitis, Oesophageal achalasia, Oesophageal varices, Hiatus hernia, Diverticulum ● Disorders of the stomach and duodenum: Gastritis, Peptic ulcer, Dumping of the stomach, Food poisoning, idiopathic gastroparesis, Aerophagia and belching syndrome, Ideopathic cyclic nausea and vomiting, Rumination syndrome, Functional dyspepsia, Chronic Non specific (functional) abdominal pain ● Disorders of the small intestine <ul style="list-style-type: none"> – Malabsorption syndrome – tropical sprue – Gluten – sensitive enteropathy (Coeliac disease) – Inflammatory diseases of intestines and abdomen,,: appendicitis, Peritonities, Intestinal obstruction, Abdominal TB, Gastrointestinal polyposis syndrome – Chronic inflammatory bowel disease, Ulcerative colites, crohn’s disease – Infestations and infections – Worm infestations, Typhoid, Leptospirosis – Solitary rectal ulcer syndrome – Alteration in bowel elimination (diarrhoea, constipation, fecal impaction, fecal incontinence, Irritable bowel syndrome, Chronic idiopathic constipation, Functional diarrhoea <p>Anorectal Conditions: Hemorrhoids, Anal fissure, Anal fistula, Abscess, Strictures, Rectal prolapse, Pruritis ani, Pelonidal disease, Anal condylomas, Warts</p>
---	----	---

<p>VI</p>	<p>15</p>	<p>Disorder of liver, pancreas gall bladder and nursing management</p> <ul style="list-style-type: none"> □ Disorders of liver biliary tract : □ Viral Hepatitis – A, B, C, D & E □ Toxic hepatitis <ul style="list-style-type: none"> ● Cirrhosis of liver, liver failure, Liver transplantation ● Non cirrhotic portal fibrosis ● Liver abscess,; ● Parasitic and other cysts of the liver ● Disorders of the Gall Bladder and Bile Duct: □ Cholecystitis □ Cholelithiasis □ Choledocholithiasis □ Disorders of the pancreas: Pancreatitis, □ Benign tumors of islet cells □ Disorders of the Peritoneum <ul style="list-style-type: none"> ● Infections of the peritoneum □ Surgical peritonitis □ Spontaneous bacterial peritonitis □ Tuberculosis peritonitis □ Disorders of the Diaphragm <ul style="list-style-type: none"> ● Diaphragmatic hernia ● Congenital hernias ● Paralysis of diaphragm ● Tumors of the diaphragm □ Hiccups
<p>VII</p>	<p>15</p>	<p>Gastro intestinal emergencies and nursing interventions</p> <ul style="list-style-type: none"> □ Etiology, clinical manifestations, diagnosis, prognosis, related pathophysiology, medical , surgical and nursing management of: <ul style="list-style-type: none"> ● Esophageal varices, ● Ulcer perforation, ● Acute cholecystitis ● Diverticulitis ● Fulminant hepatic failure ● Biliary obstruction ● Bowel obstruction ● Gastroenteritis ● Intussusception ● Acute intestinal obstruction, perforation ● Acute pancreatitis ● Cirrhosis of liver complications ● Liver , spleen, stomach pancreatic, mesenteric, bowel and greater vessel injuries ● Acute appendicitis/peritonitis ● Acute abdomen

		<ul style="list-style-type: none"> • Food poisoning
VIII	15	<ul style="list-style-type: none"> □ Congenital Anomalies of Esophagus <ul style="list-style-type: none"> • Esophageal atresia • Tracheo esophagealfistulaEsophageal stenosis • Esophageal duplications • Dysphagia – Lusoria – aberrent right subclavian artery compressing esophagus • Esophageal rings – schalzkiring • Esophageal webs □ Congenital Anomalies of Stomach <ul style="list-style-type: none"> • Gastric atresia • Micro gastia • Gastric diverticulum • Gastric duplication • Gastric teratoma • Gastric volvulus • Infantile hypertrophic pyloric stenosis • Adult hypertrophic pyloric stenosis □ Congenital Anomalies of Duodenal <ul style="list-style-type: none"> • Duodenal Atresia or stenosis • Annular pancreas • Duodenal duplication cysts • Malrotation and mid gut volvulus □ Developmental anomalies of the intestine: <ul style="list-style-type: none"> • Abdominal wall defects (omphalocele and Gastroschisis) • Meckel’s diverticulum • Intestinal atresia • Hirschsprung’s disease

IX	15	<p>Pharmo Kinetics</p> <ul style="list-style-type: none"> □ Drugs used in GIT □ Principles of administration □ Roles responsibilities of nurses □ Drugs in Peptic ulcer disease □ Proton Pump inhibitors □ H₂ Receptor Antagonists □ Cytoprotective Agents: □ Drugs used in Diarrhea □ Drugs used in constipation □ Drugs used in Inflammatory Bowel Disease □ Aminosalicylates □ Corticosteroids □ Immunomodulators □ chemotherapy □ Antibiotics □ Antiemetics: □ Anticholinergics □ Antihistaminics □ Anthelminthics □ Vitamin Supplements
X	10	<p>Nutrition and nutritional problems related to GI system</p> <ul style="list-style-type: none"> □ Nutritional assessment and nursing interventions □ Therapeutic diets □ Adverse reactions between drugs and various foods □ Malnutrition- etiology , clinical manifestations and management □ Tube feeding, parenteral nutrition, total parenteral nutrition □ Obesity- etiology, clinical manifestations and management □ Eating disorders- anorexia nervosa, bulimia nervosa □ Recent advances in nutrition
XI	15	<p>Malignant disorders of gastro intestinal system</p> <ul style="list-style-type: none"> □ Etiology, clinical manifestations, diagnosis, prognosis, related pathophysiology, medical , surgical, other modalities and nursing management of: <ul style="list-style-type: none"> ● Malignancy of oral cavity ,Lip,Tongue,buccal mucosa, oropharynx, Salivary gland ● Esophageal , Gastric , Carcinoma of bowel - Small bowel, Colorectal and Anal carcinoma, ● Liver, biliary tract and Pancreatic carcinoma
XII	5	<p>Administration and management of GE unit</p> <ul style="list-style-type: none"> □ Design & layout □ Staffing, □ Equipment, supplies, □ Infection control; Standard safety measures □ Quality Assurance:-Nursing audit –records /reports, Norms, policies and protocols □ Practice standards

XIII	5	Education and training in GE care <ul style="list-style-type: none"> □ Staff orientation, training and development, □ In-service education program, <ul style="list-style-type: none"> ● Clinical teaching programs
-------------	----------	--

Practicals:

Total = 960 Hours

1 Week = 30 Hours

S.No.	Deptt./Unit	No. of Week	Total Hours
1	Diagnostic labs	2	60 Hours
2	Emergency and casualty	3	90 Hours
3	Liver transplant unit	1	30 Hours
4	GE Medical Ward	6	180 Hours
5	GE Surgical Ward	8	240 Hours
6	OT	2	60 Hours
7	ICU	4	120 Hours
8	Pediatric gastroenterology	2	60 Hours
9	Oncology	2	60 Hours
10	GE OPD	2	60 Hours
	Total	32 Weeks	960 Hours

Procedures Assisted

1. Endoscopy room – Upper G.I. Endoscopy (Diagnostic and therapeutic).
2. Sigmoidoscopy
3. Colonoscopy
4. Polypectomy
5. Endoscopic retrograde cholangio pancreatography (ERCP)
6. Liver biopsy
7. Percutaneous catheter drainage (PCD) of Pseudocyst pancreas
8. Abdominal paracentesis
9. Percutaneous aspiration of liver abscess
10. GE Lab : PT, HbsAg, Markers – A, B, C virus, CBP, ESR, Stool Test

Procedures Performed

1. History and Physical assessment
2. RT intubation / extubation / aspiration/suction
3. Gastric lavage and gavage
4. Bowel wash

5. Therapeutic Diets
6. Ostomy feeding
7. Stoma care
8. Monitoring vital parameters
9. Plan of inservice education programme for nursing staff and Class-IV employees
10. Counseling

REFERENCES:

1. Black M.J., Hawks H.J, Medical Surgical Nursing, Clinical Management for Positive Outcome, 7th edition, Sauders, Elsevier.
2. BT Basavanthappa, Handbook of medical surgical nursing, vol 1&2, 3rd edition, Jaypee, 2015.
3. Kochutherisiamma Thomas, Medical surgical nursing, Vol 1&2, 1st edition, Jypee, 2018.
4. Society of gastroenterology nurses and associates, Gastroenterology nursing, 5th edition,2013.
5. Norton Greenberger et al, Current diagnosis and treatment of gastroenterology, hepatology and endoscopy, 3rd edition, LANGES, 2015.
6. Rjiv Mehta, Clinical gastroenterology, Paras publications, 4th edition, 2020.
7. Lippincott, Manual of Gastroenterology, south asian edition, 4th edition, 2008.

Instruction for Paper setter:

Question papers shall be subjective type. The number of questions can be 5 to 7 depending upon the weightage given to each question

Second year Annual Examination to be held in the year 2022, 2023

CLASS: M.SC NURSING 2ND YEAR

BRANCH: CLINICAL SPECIALITY - II

COURSE TITLE: OBSTETRICS AND GYNAECOLOGICAL NURSING

COURSE CODE: MSCNUR210

DURATION OF EXAMINATION: 3 HOURS

HOURS OF INSTRUCTION:

THEORY: 150 HOURS

PRACTICAL: 950 HOURS

TOTAL: 1100 HOURS

COURSE DESCRIPTION

This course is designed to assist the student in developing expertise and in- depth understanding in the field of Obstetric and gynecological Nursing .It will help the student to develop advanced nursing skills for nursing interventions in various obstetrical and gynecological conditions. It will further enable the students to function as midwifery nurse practitioner/ specialist, educator, manager and researcher in the field of obstetric and gynecological nursing.

COURSE OUTCOMES

At the end of the course, the student will be able to:

1. Describe the epidemiology, etiology, pathophysiology and diagnostic assessment of women with obstetric and gynaecological conditions
2. Perform physical, psychosocial, cultural & spiritual assessment
3. Demonstrate competence in caring for women with obstetrical and gynaecological conditions
4. Demonstrate competence in caring for high risk newborn.
5. Identify and Manage obstetrical and neonatal emergencies as per protocol.
6. Practice infection control measures
7. Utilize recent technology and various diagnostic, therapeutic modalities in the management of obstetrical , gynecological and neonatal care.
8. Demonstrate skill in handling various equipments/gadgets used for obstetrical, gynaecological and neonatal care
9. Teach and supervise nurses and allied health workers.
10. Design a layout of speciality units of obstetrics and gynecology
11. Develop standards for obstetrical and gynaecological nursing practice.
12. Counsel women and families

13. Incorporate evidence based nursing practice and identify the areas of research in the field of obstetrical and gynaecological nursing
14. Function as independent midwifery nurse practitioner

Contents Outline

Unit	Hours	Content
I	25	<p>Management of problems of women during pregnancy</p> <ul style="list-style-type: none"> □ Risk approach of obstetrical nursing care , concept & goals. □ Screening of high-risk pregnancy, newer modalities of diagnosis. □ Nursing Management of Pregnancies at risk-due to obstetrical complication <ul style="list-style-type: none"> ● Pernicious Vomiting. ● Bleeding in early pregnancy, abortion, ectopic pregnancy, and gestational trophoblastic diseases. ● Hemorrhage during late pregnancy, ante partum hemorrhage, Placenta praevia, abruptio placenta. ● Hypertensive disorders in pregnancy, pre-eclampsia, eclampsia, Hemolysis Elevated liver enzyme Low Platelet count (HELLP) ● Iso-immune diseases. Rh and ABO incompatibility ● Hematological problems in pregnancy. ● Hydramnios-oligohydramnios ● Prolonged pregnancy- post term, post maturity. ● Multiple pregnancies. ● Intra uterine infection & pain during pregnancy. ● Intra Uterine Growth Retardation(IUGR), Premature Rupture of Membrane(PROM), intra uterine death

<p>II</p>	<p>15</p>	<p>Pregnancies at risk-due to pre-existing health problems</p> <ul style="list-style-type: none"> □ Metabolic conditions. □ Anemia and nutritional deficiencies □ Hepatitis □ Cardio-vascular disease. □ Thyroid diseases. □ Epilepsy. □ Essential hypertension □ Chronic renal failure. □ Tropical diseases. □ Psychiatric disorders □ Infections Toxoplasmosis Rubella Cytomegalo virus Herpes (TORCH); Reproductive Tract Infection(RTI);STD; HIV/AIDS, Vaginal infections; Leprosy, Tuberculosis □ Other risk factors: Age- Adolescents, elderly; unwed mothers, sexual abuse, substance use □ Pregnanciescomplicating with tumors, uterine anomalies, prolapse, ovarian cyst
<p>III</p>	<p>15</p>	<p>Abnormal labour, pre-term labour & obstetrical emergencies</p> <ul style="list-style-type: none"> □ Etiology, pathophysiology and nursing managementof <ul style="list-style-type: none"> ● Uncoordinated uterine actions, Atony of uterus, precipitate labour, prolonged labour. ● Abnormal lie, presentation, position compound presentation. ● Contracted pelvis-CPD; dystocia. ● Obstetrical emergencies Obstetrical shock, vasa praevia, inversion of uterus, amniotic fluid embolism, rupture uterus, presentation and prolapse cord. ● Augmentation of labour. Medical and surgical induction. ● Version ● Manual removal of placenta. ● Obstetrical operation:Forceps delivery, Ventouse, Caesarian section, Destructive operations ● Genital tract injuries-Third degree perineal tear, VVF, RVF □ Complications of third stage of labour: <ul style="list-style-type: none"> ● Post partum Hemorrhage. ● Retained placenta.

<p>IV</p>	<p>10</p>	<p>post partum complications</p> <ul style="list-style-type: none"> □ Nursing management of <ul style="list-style-type: none"> ● Puerperal infections, puerperal sepsis, urinary complications, puerperal venous thrombosis and pulmonary embolism ● Sub involution of uterus, Breast conditions, Thrombophlebitis ● Psychological complications, post partum blues, depression, psychosis
<p>V</p>	<p>25</p>	<p>High Risk Newborn</p> <ul style="list-style-type: none"> □ Concept, goals, assessment, principles. □ Nursing management of <ul style="list-style-type: none"> ● Pre-term, small for gestational age, post-mature infant, and baby of diabetic and substance use mothers. ● Respiratory conditions, Asphyxia neonatorum, neonatal apnoea meconium aspiration syndrome, pneumo thorax, pneumo mediastinum ● Icterus neonatorum. ● Birth injuries. ● Hypoxic ischaemic encephelopathy ● Congenital anomalies. ● Neonatal seizures. ● Neonatal hypocalcaemia, hypoglycemia, hypomagnesaemia. ● Neonatal heart diseases. ● Neonatal hemolytic diseases ● Neonatal infections, neonatal sepsis, ophthalmia neonatorum, congenital syphilis, HIV/AIDS ● Advanced neonatal procedures. ● Calculation of fluid requirements. ● Hematological conditions – erythroblastosis fetalis, hemorrhagic disorder in the newborn ● Organization of neonatal care, services(Levels), transport, neonatal intensive care unit, organization and management of nursing services in NICU
<p>VI</p>	<p>15</p>	<p>HIV/AIDS</p> <ul style="list-style-type: none"> □ HIV positive mother and her baby □ Epidemiology □ Screening □ Parent to child transmission(PTCT) □ Prophylaxis for mother and baby □ Standard safety measures □ Counseling □ Breast feeding issues □ National policies and guidelines □ Issues: Legal,ethical, Psychosocial and rehabilitation <p>Role of nurse</p>

<p>VII</p>	<p>25</p>	<p>Gynecological problems and nursing management</p> <ul style="list-style-type: none"> □ Gynecological assessment □ Gynecological procedures □ Etiology, pathophysiology, diagnosis and nursing management of <ul style="list-style-type: none"> ● Menstrual irregularities ● Diseases of genital tract ● Genital tract infections ● Uterine displacement ● Genital prolapse ● Genital injuries ● Uterine malformation ● Uterine fibroid, ovarian tumors, Breast carcinoma, Pelvic inflammatory diseases, reproductive tract malignancies, hysterectomy – vaginal and abdominal. ● Sexual abuse, rape, trauma , assault
<p>VIII</p>	<p>5</p>	<p>Administration and management of obstetrical and gynaecological unit</p> <ul style="list-style-type: none"> □ Design & layout □ Staffing, □ Equipment, supplies, □ Infection control; Standard safety measures □ Quality Assurance:-Obstetric auditing –records /reports, Norms, policies and protocols □ Practice standards for obstetrical and gynaecological unit
<p>IX</p>	<p>5</p>	<p>Education and training in obstetrical and gynaecological care</p> <ul style="list-style-type: none"> □ Staff orientation, training and development, □ In-service education program, □ Clinical teaching programs.

Practicals

Total = 960 Hours

1 Week = 30 Hours

S.No.	Deptt./ Unit	No. of Week	Total Hours
1	Antenatal OPD including Infertility clinics/Reproductive medicine, Family welfare and post partum clinic / PTCT	6	180 Hours
2	Antenatal and Postnatal ward	6	180 Hours
3	Labour room	4	120 Hours
4	Neonatal Intensive Care Unit	3	90 Hours
5	Obstetric/Gynae Operation Theatre	3	90 Hours
6	Gynae Ward	4	120 Hours
7	CHC, PHC, SC	6	180 Hours
	Total	32 Weeks	960 Hours

Essential Obstetrical And Gynecological Skills

Procedure Observed

- Assisted Reproductive Technology procedures
- Ultra sonography
- Specific laboratory tests.
- Amniocentesis.
- Cervical & vaginal cytology.
- Fetoscopy.
- Hysteroscopy.
- MRI.
- Surgical diathermy.
- Cryosurgery.

Procedures Assisted

- Operative delivery
- Abnormal deliveries-Forceps application, Ventouse, Breech
- Exchange blood transfusion
- Culdoscopy.
- Cystoscopy
- Tuboscopy
- Laparoscopy.
- Endometrial Biopsy
- Tubal patent test
- Chemotherapy
- Radiation therapy

- Medical Termination of Pregnancy.
- Dilatation and Curettage

Procedures Performed

- History taking.
- Physical Examination-General
- Antenatal assessment. – 20
- Pelvic examination
- Assessment of risk status.
- Assessment of Intra uterine foetal well-being.kick chart and foetal movement chart, Doppler assessment, Non Stress Test, Contraction stress test(Oxytocin challenge test)
- Universal precautions- Disposal of biomedicalwaste.
- Per Vaginal examination and interpretation (early pregnancy, labour, post partum).
- Utilization of Partograph
- Medical & Surgical induction(Artificial rupture of membranes).
- Vacuum extraction
- Conduct of delivery.
- Prescription and administration of fluids and electrolytes through intravenous route.
- Application of outlet forceps, delivery of breach – Burns Marshall, Loveset manoeuvre
- Repair of tears and Episiotomy suturing.
- Vacuum extraction
- controlled cord traction, Manual removal of placenta, placental examination,
- Manual vacuum aspiration
- Postnatal assessment.- 20
- Management of breast engorgement
- Thrombophlebitis (white leg)
- Postnatal counseling.
- Reposition of inversion of uterus.
- Laboratory tests: Blood- Hb, Sugar, Urine-albumin,sugar
- Breast care, breast exam, and drainage breast abscess.
- Postnatal exercise.
- Assessment –New born assessment; physical and neurological, Apgar score, high-risk newborn, Monitoring neonates; Clinically and With monitors, Capillary refill time, Assessment of jaundice, danger signs
- Anthropometric measurement
- Neonatal resuscitation
- Gastric Lavage
- Care of newborn in multi channel monitor and ventilator.
- Care of newborn in radiant warmer and incubator.
- Kangaroo mother care.
- Assisting mother with exclusive Breast-feeding
- Feeding technique: Katori, spoon, naso/orogastric, Total Parenteral nutrition

- Assessment, calculation and administration of fluids and medications:
 - Oral
 - I.D.
 - I.M.
 - I.V.- Securing IV line, infusion pump
- Administration of drug per rectum
- Capillary blood sample collection.
- Oxygen therapy.
- Phototherapy.
- Chest physiotherapy.
- counseling – Parental, bereavment, family planning, infertility etc
- Setting of operation theatre.
- Trolley and table set up for Obstetrical & gynaecological operations.
- Pap smear.
- Vaginal smear.
- Insertion of pessaries,
- Insertion of IUD and removal.
- Teaching skills
- communication skills
- Prepare referral slips
- Pre transport stabilization
- Networking with other stake holders

Reference Books:

1. Dutta D.C, Text Book of Obstetrics, 9th edition, Hiralal Konar, Jaypee, 2017..
2. Dutta D.C, Text Book of Gynaecology, Hiralal Konar, 8th edition, Jaypee, 2020.
3. Howkins & Bourne Shaw's Textbook of Gynaecology, Padubirdri, 17th edition, Elsevier, 2018.
4. Dr. Shally Magon- Saju Sira, Textbook of Midwifery and obstetrics, 4th edition, Lotus publications.
5. Sadhana Gupta, A Comprehensive textbook of obstetrics and gynaecology, 1st edition, Jaypee, 2011.
6. Jeffcoate's Principles of gynaecology, Malhotra et al, 9th edition, Jaypee publications, 2019.
7. Ashok kumar, Drugs in obstetrics & Gynaecology, 1st edition, Jaypee publications, 2016.
8. Annamma Jacob, Maternal & Neonatal nursing care plans, 2nd edition, Jaypee, 2019.

Instruction for Paper setter:

Question papers shall be subjective type. The number of questions can be 5 to 7 depending upon the weightage given to each question

Second year Annual Examination to be held in the year 2022, 2023

CLASS: M.Sc Nursing 2nd year

BRANCH: Clinical Speciality - II

COURSE TITLE: Child Health Nursing

COURSE CODE: MSCNUR211

DURATION OF EXAMINATION: 3 HOURS

Hours of instruction:

Theory: 150 Hours

Practical: 950 Hours

Total: 1100 Hours

Course Description

This course is designed to assist students in developing expertise and in- depth understanding in the field of Pediatric Nursing. It will help students to develop advanced skills for nursing intervention in various pediatric medical and surgical conditions. It will enable the student to function as pediatric nurse practitioner/specialist. It will further enable the student to function as educator, manager, and researcher in the field of Paediatric nursing

Course Outcomes

At the end of the course the students will be able to:

1. Apply the nursing process in the care of ill infants to pre adolescents in hospital and community
2. Demonstrate advanced skills/competence in nursing management of children with medical and surgical problems
3. Recognize and manage emergencies in children
4. Provide nursing care to critically ill children
5. Utilize the recent technology and various treatment modalities in the management of high risk children
6. Prepare a design for layout and describe standards for management of pediatric units/hospitals
7. Identify areas of research in the field of pediatric nursing

Course Content

Unit	Hours	Content
I	5	<p>Introduction</p> <ul style="list-style-type: none"> □ Current principles, practices and trends in Pediatric Nursing □ Role of pediatric nurse in various settings -Expanded and extended
II	35	<ul style="list-style-type: none"> □ Pathophysiology, assessment(including interpretation of various invasive and non-invasive diagnostic procedures), treatment modalities and nursing intervention in selected pediatric medical disorders ● Child with respiratory disorders: <ul style="list-style-type: none"> □ Upper respiratory tract: choanal atresia, tonsillitis, epistaxis, aspiration. □ Lower respiratory tract: Broncheolitis, Bronchopneumonia, Asthma, cystic fibrosis ● Child with gastro-intestinal disorders: <ul style="list-style-type: none"> □ Diarrheal diseases, gastro-esophageal reflux. □ Hepatic disorders: Hepatitis, Indian childhood cirrhosis, liver transplantation. □ Malabsorption syndrome, Malnutrition ● Child with renal/ urinary tract disorders: Nephrotic syndrome, Nephritis, Hydronephrosis, hemolytic-uremic syndrome, kidney transplantation ● Child with cardio-vascular disorders: <ul style="list-style-type: none"> □ Acquired: Rheumatic fever, Rheumatic heart disease, □ Congenital: Cyanotic and acyanotic ● Child with endocrine/metabolic disorders: Diabetes insipidus, Diabetes Mellitus – IDDM, NIDDM, hyper and hypo thyroidism, phenylketonuria, galactosemia ● Child with Neurological disorders: Convulsions, Meningitis, encephalitis, guillian- Barre syndrome ● Child with oncological disorders: Leukemias, Lymphomas, Wilms' tumor, nephroblastomas, neuroblastomas, Rhabdomyosarcoma, retinoblastoma, hepatoblastoma, bone tumors ● Child with blood disorders: Anemias, thalassemias, hemophilia, polycythemia, thrombocytopenia, and disseminated intravascular coagulation ● Child with skin disorders ● Common Eye and ENT disorders ● Common Communicable diseases

<p>III</p>	<p>35</p>	<ul style="list-style-type: none"> □ Assessment(including interpretation of various invasive and non-invasive diagnostic procedures), treatment modalities including cosmetic surgery and nursing interventions in selected pediatric surgical problems/ Disorders ● Gastrointestinal system: Cleft lip, cleft palate and conditions requiring plastic surgery, Tracheo esophageal fistula/atresia, Hirschsprungs' disease/megacolon, malrotation, intestinal obstruction, duodenal atresia,
		<p>gastrochisis, exomphalus, anorectal malformation, omphalocele, diaphragmatic hernia</p> <ul style="list-style-type: none"> ● Anomalies of the nervous system: Spina bifida, Meningocele, Myelomeningocele, hydrocephalus ● Anomalies of the genito-urinary system: Hypospadias, Epispadias, Undescended testes, Exstrophy bladder ● Anomalies of the skeletal system ● Eye and ENT disorders ● Nursing management of the child with traumatic injuries: General principles of managing Pediatric trauma <ul style="list-style-type: none"> □ Head injury, abdominal injury, poisoning, foreign body obstruction, burns □ & Bites ● Child with oncological disorders: Solid tumors of childhood, Nephroblastoma, Neuro blastoma, Hodgkin's/Non Hodgkin's Lymphoma, Hepatoblastoma, Rhabdomyosarcoma ● Management of stomas, catheters and tubes ● Management of wounds and drainages
<p>IV</p>	<p>10</p>	<p>Intensive care for pediatric clients</p> <ul style="list-style-type: none"> □ Resuscitation, stabilization & monitoring of pediatric patients □ Anatomical & physiological basis of critical illness in infancy and childhood □ Care of child requiring long-term ventilation □ Nutritional needs of critically ill child □ Legal and ethical issues in pediatric intensive care □ Intensive care procedures, equipment and techniques □ Documentation

V	20	<p>High Risk Newborn</p> <ul style="list-style-type: none">□ Concept, goals, assessment, principles.□ Nursing management of<ul style="list-style-type: none">● Post-mature infant, and baby of diabetic and substance use mothers.● Respiratory conditions, Asphyxia neonatorum, neonatal apnoea meconium aspiration syndrome, pneumo thorax, pneumo mediastinum● Icterus neonatorum.● Birth injuries.● Hypoxic ischaemic encephelopathy● Congenital anomalies.● Neonatal seizures.● Neonatal hypocalcaemia, hypoglycemia, hypomagnesaemia.● Neonatal heart diseases.
---	----	--

		<ul style="list-style-type: none"> • Neonatal hemolytic diseases • Neonatal infections, neonatal sepsis, ophthalmia neonatorum, congenital syphilis, HIV/AIDS • Advanced neonatal procedures. • Calculation of fluid requirements.
		<ul style="list-style-type: none"> • Hematological conditions – erythroblastosis fetalis, hemorrhagic disorder in the newborn • Organization of neonatal care, services(Levels), transport, neonatal intensive care unit, organization and management of nursing services in NICU
VI	10	<p>Developmental disturbances and implications for nursing</p> <ul style="list-style-type: none"> □ Adjustment reaction to school, □ Learning disabilities □ Habit disorders, speech disorders, □ Conduct disorders, □ Early infantile autism, Attention deficit hyperactive disorders (ADHD), depression and childhood schizophrenia.
VII	10	<p>Challenged child and implications for nursing</p> <ul style="list-style-type: none"> □ Physically challenged, causes, features, early detection & management □ Cerebral palsied child, □ Mentally challenged child. □ Training & rehabilitation of challenged children
VIII	5	<p>Crisis and nursing intervention</p> <ul style="list-style-type: none"> □ The hospitalized child, □ Terminal illness & death during childhood □ Nursing intervention-counseling
IX	5	<p>Drugs used in Pediatrics</p> <ul style="list-style-type: none"> □ Criteria for dose calculation □ Administration of drugs, oxygen and blood □ Drug interactions □ Adverse effects and their management

X	10	Administration and management of pediatric care unit <input type="checkbox"/> Design & layout <input type="checkbox"/> Staffing, <input type="checkbox"/> Equipment, supplies, <input type="checkbox"/> Norms, policies and protocols <input type="checkbox"/> Practice standards for pediatric care unit <input type="checkbox"/> Documentation
XI	5	Education and training in Pediatric care <input type="checkbox"/> Staff orientation, training and development, <input type="checkbox"/> In-service education program, <input type="checkbox"/> Clinical teaching programs.

Practical

Total = 960 Hours

1 Week = 30 Hours

S. No.	Deptt./ Unit	No. of Week	Total Hours
1	Pediatric medicine ICU	4	120 Hours
2	Pediatric surgical ICU	4	120 Hours
3	NICU	4	120 Hours
4	Pediatric OT	2	60 Hours
5	Pediatric medicine ward	6	180 Hours
6	Pediatric surgery ward	6	180 Hours
7	Emergency/Casualty	4	120 Hours
8	Field visits*	2	60 Hours
	Total	32	960 Hours

Field Visit:

*Child care center, Anganwadi, play school, Special schools for challenged children, Juvenile court, UNICEF, Orphanage, Creche, SOS village

Essential

I. Procedures Observed:

- Echo cardiogram
- Ultrasound head
- ROP screening (Retinopathy of prematurity)
- Any other

II. Procedures Assisted

1. Advanced neonatal life support
2. Lumbar Puncture
3. Arterial Blood Gas
4. ECG Recording
5. Umbilical catheterization – arterial and venous
6. Arterial B P monitoring
7. Blood transfusion- exchange transfusion full and partial
8. IV cannulation & therapy
9. Arterial catheterization
10. Chest tube insertion
11. Endotracheal intubation
12. Ventilation
13. Insertion of long line
14. Assist in surgery

III. Procedures performed:

- Airway Management
 - Application of Oro Pharyngeal Airway
 - Oxygen therapy
 - CPAP(Continuous Positive Airway Pressure)
 - Care of Tracheostomy
 - Endotracheal Intubation
- Neonatal Resuscitation
- Monitoring of Neonates – clinically & with monitors, CRT(Capillary Refill Time), assessment of jaundice, ECG
- Gastric Lavage
- Setting of Ventilators
- Phototherapy
- Assessment of Neonates: Identification & assessment of risk factors, APGAR Score, gestation age, Anthropometric assessment, Weighing the baby, Newborn examination, detection of life threatening congenital abnormalities,
- Admission & discharge of neonates
- Feeding - management of breast feeding, artificial feeding, expression of breast milk, OG(Orogastric) tube insertion, gavage feeding, TPN, Breast feeding counseling
- Thermoregulation- Axillary temperature, Kangaroo Mother Care (KMC), Use of Radiant warmer, incubators, management of thermoregulation & control
- Administration of Drugs: I/M, IV injection, IV Cannulation & fixation infusion pump, Calculation of dosages, Neonatal formulation of drugs, use of tuberculin/ insulin syringes, Monitoring fluid therapy, Blood administration.
- Procedures for prevention of infections: Hand washing, disinfections & sterilization, surveillance, fumigation
- Collection of specimens
- Setting, Use & maintenance of basic equipment: Ventilator, O₂ analyzer, monitoring equipment, Photo therapy unit, Flux meter, Infusion pump, Radiant warmer, incubator, Centrifuge machine, Bilimeter, Refractometer, laminar flow

Reference Books:

1. Parthasarathy, IAP Textbook of pediatrics, 6th edition, Jaypee, 2016.
2. Suraj Gupate, The short textbook of Pediatrics, 12th edition, Jaypee, 2016.
3. Hutchison's Paediatrics, Krishna M Goel, Devendra K Gupta, 2nd edition, Jaypee, 2012.
4. Subrata Sarkar, Pediatric Nursing, 1st edition, Jaypee, 2018.
5. Santhanam, Illustrated textbook of pediatrics, 1st edition, Jaypee, 2018.
6. Wong's Essential of paediatric nursing, Marilyn J Hochenberry, Mosby, 2008.
7. Marlow's Textbook of pediatric nursing, south asian edition, Dorothy R Marlow, Raman Kalia, Elsevier, 2013.
8. Perry, Hockenberry, Maternal child nursing care, 5th edition, Elsevier, 2014.
9. A Sudhakar, Essentials of pediatric nursing, Jaypee, 2017.

Instruction for Paper setter:

Question papers shall be subjective type. The number of questions can be 5 to 7 depending upon the weightage given to each question.

Second year Annual Examination to be held in the year 2022, 2023

CLASS: M.Sc Nursing 2nd year

BRANCH: Clinical Speciality - II

COURSE TITLE: Mental Health(Psychiatric) Nursing

COURSE CODE: MSCNUR212

DURATION OF EXAMINATION: 3 HOURS

Hours of instruction:

Theory: 150 Hours

Practical: 950 Hours

Total: 1100 Hours

COURSE DESCRIPTION

This course is designed to assist students in developing expertise and in- depth understanding in the field of Psychiatric Nursing. It will help students to develop advanced skills for nursing intervention in various psychiatric conditions. It will enable the student to function as psychiatric nurse practitioner/specialist. It will further enable the student to function as educator, manager, and researcher in the field of Psychiatric nursing

COURSE OUTCOME

At the end of the course the students will be able to:

1. Apply the nursing process in the care of patients with mental disorders in hospital and community
2. Demonstrate advanced skills/competence in nursing management of patients with mental disorders
3. Identify and care for special groups like children, adolescents, women, elderly, abused and neglected, people living with HIV/AIDS.
4. Identify and manage psychiatric emergencies.
5. Provide nursing care to critically ill patients with mental disorders
6. Utilize the recent technology and various treatment modalities in the management of patients with mental disorders
7. Demonstrate skills in carrying out crisis intervention.
8. Appreciate the legal and ethical issues pertaining to psychiatric nursing.
9. Identify areas of research in the field of psychiatric nursing.

10. Prepare a design for layout and describe standards for management of Psychiatric units/emergency units/hospitals
11. Teach psychiatric nursing to undergraduate students & in-service nurses.

Course Content

Unit	Hours	Content
I	2	Principles and practice of Psychiatric nursing <input type="checkbox"/> Review
II	10	Crisis Intervention <input type="checkbox"/> Crisis, Definition <input type="checkbox"/> Phases In The Development of A Crisis <input type="checkbox"/> Types of Crisis; Dispositional , Anticipated Life Transitions Traumatic Stress, Maturational/ Development , Reflecting Psychopathology <input type="checkbox"/> Psychiatric Emergencies and their management <input type="checkbox"/> Grief and grief reaction <input type="checkbox"/> Crisis Intervention; Phases <input type="checkbox"/> Post traumatic stress disorder (PTSD) <input type="checkbox"/> Role of the Nurse
III	4	Anger/ Aggression Management <input type="checkbox"/> Anger and Aggression, Types, Predisposing Factors <input type="checkbox"/> Management <input type="checkbox"/> Role of The Nurse
IV	5	The Suicidal Client <input type="checkbox"/> Epidemiological Factors <input type="checkbox"/> Risk Factors <ul style="list-style-type: none"> • Predisposing Factors: Theories of Suicide-Psychological, Sociological ,Biological <input type="checkbox"/> Nursing Management
V	5	Disorders of Infancy, Childhood, and Adolescence <input type="checkbox"/> Mentally Challenged <input type="checkbox"/> Autistic Disorders <input type="checkbox"/> Attention-Deficit/Hyperactivity Disorder <input type="checkbox"/> Conduct Disorders, behavioural disorders <input type="checkbox"/> Oppositional Defiant Disorder <input type="checkbox"/> Tourette's Disorders <input type="checkbox"/> Separation Anxiety Disorder <input type="checkbox"/> Psychopharmacological Intervention and Nursing Management

VI	5	Delirium, Dementia, and Amnesic Disorders <ul style="list-style-type: none"> <input type="checkbox"/> Delirium <input type="checkbox"/> Dementia <input type="checkbox"/> Amnesia <input type="checkbox"/> Psychopharmacological Intervention and Nursing Management
VII	10	Substance-Related Disorders <ul style="list-style-type: none"> <input type="checkbox"/> Substance-Use Disorders <input type="checkbox"/> Substance-Induced Disorders <input type="checkbox"/> Classes Of Psychoactive Substances <input type="checkbox"/> Predisposing Factors
		<ul style="list-style-type: none"> <input type="checkbox"/> The Dynamics Of Substance-Related Disorders <input type="checkbox"/> The Impaired Nurse <input type="checkbox"/> Codependency <input type="checkbox"/> Treatment Modalities For Substance-Related Disorders and Nursing Management
VIII	10	Schizophrenia and Other Psychotic Disorders (Check ICD10) <ul style="list-style-type: none"> <input type="checkbox"/> Nature of the Disorder <input type="checkbox"/> Predisposing Factors <input type="checkbox"/> Schizophrenia -Types <ul style="list-style-type: none"> ● Disorganized Schizophrenia ● Catatonic Schizophrenia ● Paranoid Schizophrenia ● Undifferentiated Schizophrenia ● Residual Schizophrenia <input type="checkbox"/> Other Psychotic disorders <ul style="list-style-type: none"> ● Schizoaffective Disorder ● Brief Psychotic Disorder ● Schizophreniform Disorder ● Psychotic Disorder Due to a General Medical Condition ● Substance-Induced Psychotic Disorder <input type="checkbox"/> Treatment and Nursing Management
IX	8	Mood Disorders <ul style="list-style-type: none"> <input type="checkbox"/> Historical Perspective <input type="checkbox"/> Epidemiology <input type="checkbox"/> The Grief Response <input type="checkbox"/> Maladaptive Responses To Loss <input type="checkbox"/> Types Of Mood Disorders <input type="checkbox"/> Depressive disorders <input type="checkbox"/> Bipolar disorders <input type="checkbox"/> Treatment and Nursing Management

X	8	Anxiety Disorders <ul style="list-style-type: none"> <input type="checkbox"/> Historical Aspects <input type="checkbox"/> Epidemiological Statistics <input type="checkbox"/> How Much is too Much? <input type="checkbox"/> Types <ul style="list-style-type: none"> • Panic Disorder • Generalized Anxiety Disorder • Phobias • Obsessive-Compulsive Disorder • Posttraumatic Stress Disorder • Anxiety Disorder Due to a General Medical Condition • Substance-Induced Anxiety Disorder <input type="checkbox"/> Treatment Modalities <input type="checkbox"/> Psychopharmacology & Nursing Management
XI	5	Somatoform And Sleep Disorders <ul style="list-style-type: none"> <input type="checkbox"/> Somatoform Disorders <input type="checkbox"/> Historical Aspects
		<ul style="list-style-type: none"> • Epidemiological Statistics • Pain Disorder • Hypochondriasis • Conversion Disorder • Body Dysmorphic Disorder <input type="checkbox"/> Sleep Disorder <input type="checkbox"/> Treatment Modalities and Nursing Management
XII	4	Dissociative Disorders and Management <ul style="list-style-type: none"> <input type="checkbox"/> Historical Aspects <input type="checkbox"/> Epidemiological Statistics <input type="checkbox"/> Application of the Nursing Management <input type="checkbox"/> Treatment Modalities and Nursing Management
XIII	4	Sexual And Gender Identity Disorders <ul style="list-style-type: none"> <input type="checkbox"/> Development Of Human Sexuality <input type="checkbox"/> Sexual Disorders <input type="checkbox"/> Variation In Sexual Orientation <input type="checkbox"/> Nursing Management
XIV	4	Eating Disorders <ul style="list-style-type: none"> <input type="checkbox"/> Epidemiological Factors <input type="checkbox"/> Predisposing Factors : Anorexia Nervosa And Bulimia Nervosa obesity <input type="checkbox"/> Psychopharmacology <input type="checkbox"/> Treatment & Nursing Management
XV	4	Adjustment and Impulse Control Disorders <ul style="list-style-type: none"> <input type="checkbox"/> Historical and Epidemiological Factors <ul style="list-style-type: none"> • Adjustment Disorders • Impulse Control Disorders <input type="checkbox"/> Treatment & Nursing Management

XVI	4	Medical Conditions due to Psychological Factors <ul style="list-style-type: none"> <input type="checkbox"/> Asthma <input type="checkbox"/> Cancer <input type="checkbox"/> Coronary Heart Disease <input type="checkbox"/> Peptic Ulcer <input type="checkbox"/> Essential Hypertension <input type="checkbox"/> Migraine Headache <input type="checkbox"/> Rheumatoid Arthritis <input type="checkbox"/> Ulcerative Colitis <input type="checkbox"/> Treatment & Nursing Management
XVII	8	Personality Disorders <ul style="list-style-type: none"> <input type="checkbox"/> Historical perspectives <input type="checkbox"/> Types Of Personality Disorders <ul style="list-style-type: none"> • Paranoid Personality Disorder • Schizoid Personality Disorder • Antisocial Personality Disorder • Borderline Personality Disorder
		<ul style="list-style-type: none"> • Histrionic Personality Disorder • Narcissitic Personality Disorder • Avoidance Personality Disorder • Dependent Personality Disorder • Obsessive-Compulsive Personality Disorder • Passive-Aggressive Personality Disorders <input type="checkbox"/> Identification, diagnostic, symptoms <input type="checkbox"/> Psychopharmacology <input type="checkbox"/> Treatment & Nursing Management
XVIII	8	The Aging Individual <ul style="list-style-type: none"> <input type="checkbox"/> Epidemiological Statistics <input type="checkbox"/> Biological Theories <input type="checkbox"/> Biological Aspects of Aging <input type="checkbox"/> Psychological Aspects of Aging <input type="checkbox"/> Memory Functioning <input type="checkbox"/> Socio-cultural aspects of aging <input type="checkbox"/> Sexual aspects of aging <input type="checkbox"/> Special Concerns of the Elderly Population <input type="checkbox"/> Psychiatric problems among elderly population <input type="checkbox"/> Treatment & Nursing Management
XIX	5	The person living with HIV Disease <ul style="list-style-type: none"> <input type="checkbox"/> Psychological problems of individual HIV/AIDS <input type="checkbox"/> Counseling <input type="checkbox"/> Treatment & Nursing Management
XX	5	Problems Related to Abuse or Neglect <ul style="list-style-type: none"> <input type="checkbox"/> Vulnerable groups, Women, Children, elderly, psychiatric patients, under privileged, challenged <input type="checkbox"/> Predisposing Factors <input type="checkbox"/> Treatment & Nursing management- Counseling

XXI	7	<p>Community Mental Health Nursing</p> <ul style="list-style-type: none"> <input type="checkbox"/> National Mental Health Program- Community mental health program <input type="checkbox"/> The Changing Focus of care <input type="checkbox"/> The Public Health Model <input type="checkbox"/> The Role of the Nurse <input type="checkbox"/> Case Management <input type="checkbox"/> The community as Client <ul style="list-style-type: none"> ● Primary Prevention ● Populations at Risk ● Secondary prevention ● Tertiary Prevention <input type="checkbox"/> Community based rehabilitation
XXII	5	<p>Ethical and Legal Issues in Psychiatric/Mental Health Nursing</p> <ul style="list-style-type: none"> <input type="checkbox"/> Ethical Considerations <input type="checkbox"/> Legal Consideration <input type="checkbox"/> Nurse Practice Acts <input type="checkbox"/> Types of Law <input type="checkbox"/> Classification within Statutory and Common Law <input type="checkbox"/> Legal Issues in Psychiatric/Mental Health Nursing <input type="checkbox"/> Nursing Liability
XXIII	5	<p>Psychosocial rehabilitation</p> <ul style="list-style-type: none"> <input type="checkbox"/> Principles of rehabilitation <input type="checkbox"/> Disability assessment <input type="checkbox"/> Day care centers <input type="checkbox"/> Half way homes <input type="checkbox"/> Reintegration into the community <input type="checkbox"/> Training and support to care givers <input type="checkbox"/> Sheltered workshops <input type="checkbox"/> Correctional homes
XXIV	5	<p>Counseling</p> <ul style="list-style-type: none"> <input type="checkbox"/> Liaison psychiatric nursing <input type="checkbox"/> Terminal illnesses-Counseling <input type="checkbox"/> Post partum psychosis-treatment, care and counseling <input type="checkbox"/> Death dying- Counseling <input type="checkbox"/> Treatment, care and counseling – <ul style="list-style-type: none"> ● Unwed mothers ● HIV and AIDS
XXV	5	<p>Administration and management of psychiatric units including emergency units</p> <ul style="list-style-type: none"> <input type="checkbox"/> Design & layout <input type="checkbox"/> Staffing, <input type="checkbox"/> Equipment, supplies, <input type="checkbox"/> Norms, policies and protocols <input type="checkbox"/> Quality assurance <input type="checkbox"/> Practice standards for psychiatric nursing <input type="checkbox"/> Documentation

XXVI	5	Education and training in psychiatric care <ul style="list-style-type: none"> <input type="checkbox"/> Staff orientation, training and development, <input type="checkbox"/> In-service education program, <input type="checkbox"/> Clinical teaching programs.
-------------	----------	---

Practicals

Total = 960 Hours

1 Week = 30 Hours

S.No.	Area of Posting	No. of Week	Total Hours
1	Acute Psychiatric Ward	4	120 Hours
2	Chronic Psychiatric Ward	4	120 Hours
3	De-addiction Unit	4	120 Hours
4	Psychiatric Emergency Unit	4	120 Hours
5	O.P.D (Neuro and psychiatric)	3	90 Hours
6	Child Psychiatric Unit and child guidance clinic	2	60 Hours
7	Post natal ward	1	30 Hours
8	Family Psychiatric Unit	2	60 Hours
9	Field visits	2	60 Hours
10	Rehabilitation	2	60 Hours
11	Community Mental Health Unit	4	120 Hours
	Total	32 Weeks	960 Hours

Essential Psychiatric nursing skills

Procedures Observed

1. Psychometric tests
2. Personality tests
3. Family therapy
4. Assisted
5. CT
6. MRI
7. Behavioral therapy.

Procedures Performed

1. Mental status examination
2. Participating in various therapies – Physical; ECT,
3. Administration of Oral, IM, IV psychotropic drugs
4. Interviewing skills
5. Counseling skills
6. Communication skills

7. Psychoeducation
8. Interpersonal relationship skills
9. Community Survey for identifying mental health problems
10. Rehabilitation therapy
11. Health education and life skills training.
12. Supportive psychotherapeutic skills
13. Group therapy
14. Milieu therapy
15. Social/Recreational therapy.
16. Occupational therapy.

Reference Books:

1. R Sreevani, A guide to mental health & Psychiatric nursing, K Reddemma, 4th edition, Jaypee, 2016.
2. Rajesh G Konnur, Textbook of psychiatric nursing, 1st edition, Jaypee, 2016.
3. RC Jiloha, Forensic Psychiatry- An Indian perspective, 1st edition, Jaypee, 2019.
4. Babu, Psychology for nurses, 2nd edition, Elsevier publications, 2018.
5. Theodore, Textbook of mental health nursing, 1st edition, Elsevier, 2015.
6. Helay, Psychiatric drugs explained, 6th edition, Elsevier, 2016.
7. Stuart, Principles and practice of psychiatric nursing, 10th edition, Elsevier, 2013.
8. Debr's Mental health Nursing, D. Elakkuvana Baskararaj, EMMESS publications, 2014.

Instruction for Paper setter:

Question papers shall be subjective type. The number of questions can be 5 to 7 depending upon the weightage given to each question.

Second year Annual Examination to be held in the year 2022, 2023

CLASS: M.Sc Nursing 2nd year

BRANCH: Clinical Speciality - II

COURSE TITLE: Community Health Nursing

COURSE CODE: MSCNUR213

DURATION OF EXAMINATION: 3 HOURS

Hours of instruction:

Theory: 150 Hours

Practical: 950 Hours

Total: 1100 Hours

Course Description

This course is designed to assist students in developing expertise and in- depth understanding in the field of community health nursing. It will help students to develop advanced skills for nursing intervention in various aspects of community health care settings. It will enable the student to function as a community health Nurse practitioner/specialist. It will further enable the student to function as an educator, manager and researcher in the field of community health nursing.

Course Outcomes

At the end of the course the students will be able to:

1. Appreciate trends and issues related to community health Nursing- reproductive and child health, school health, Occupational health, international health, rehabilitation, geriatric and mental health.
2. Apply epidemiological concepts and principles in community health nursing practice
3. Perform community health assessment and plan health programmes
4. Describe the various components of Reproductive and child health programme.
5. Demonstrate leadership abilities in organizing community health nursing services by using inter-sectoral approach.
6. Describe the role and responsibilities of community health nurse in various national health and family welfare programmes
7. Participate in the implementation of various national health and family welfare programme
8. Demonstrate competencies in providing family centered nursing care independently
9. Participate/Conduct research for new insights and innovative solutions to health problems
10. Teach and supervise nurses and allied health workers.
11. Design a layout of sub center/Primary health center/Community health centre and develop standards for community health nursing practice.

Content Outlines

Unit	Hours	Content
I	20	<p>Epidemiology</p> <ul style="list-style-type: none"> □ Introduction <ul style="list-style-type: none"> • Concept, scope, definition, trends, History and development of modern Epidemiology • Contribution of epidemiology • Implications □ Epidemiological methods □ Measurement of health and disease: □ Health policies □ Epidemiological approaches <ul style="list-style-type: none"> • Study of disease causatives • Health promotion • Levels of prevention □ Epidemiology of <ul style="list-style-type: none"> • Communicable diseases • Non-communicable diseases □ Emerging and re-emerging diseases Epidemics □ National Integrated disease Surveillance Programme □ Health information system □ Epidemiology study and reports □ Role of Community health nurse

<p>II</p>	<p>40</p>	<p>National Health and Family Welfare Programmes</p> <ul style="list-style-type: none"> □ Objectives, Organisation/manpower/resources, Activities, Goals, inter-sectoral approach, implementation, item/purpose, role and responsibilities of community health nurse: <ul style="list-style-type: none"> ● National Vector Borne Disease Control Programm (NVBDCP) ● NationalFilaria Control Programme ● National Leprosy Eradication Programme ● Revised national TB ControlProgramme ● National Programme for Control of Blindness ● National Iodine Deficiency disorders Control Progeramme ● National Mental Health Programme ● National AIDS Control Programme ● National Cancer Control Programme ● RCH I and II ● Non- communicable disease programmes ● NRHM <ul style="list-style-type: none"> □ Health Schemes: <ul style="list-style-type: none"> * ESI * CGHS * Health Insurance
<p>III</p>	<p>15</p>	<p>School Health</p> <ul style="list-style-type: none"> □ Introduction: definition, concepts, objectives,. □ Health assessment, Screening, identification, referral and follow up, □ Safe environment □ Services, programmes and plans- first aid, treatment of minor ailments □ Inter-sectoral coordination □ Adolescent health □ Disaster, disaster preparedness, and management □ Guidance and counseling □ School health records - maintenance and its importance □ Roles and responsibilities of community health nurse

<p>IV</p>	<p>15</p>	<p>International health</p> <ul style="list-style-type: none"> <input type="checkbox"/> Global burden of disease <input type="checkbox"/> Global health rules to halt disease spread <input type="checkbox"/> Global health priorities and programmes <input type="checkbox"/> International quarantine <input type="checkbox"/> Health tourism <input type="checkbox"/> International cooperation and assistance <input type="checkbox"/> International travel and trade <input type="checkbox"/> Health and food legislation, laws, adulteration of food <input type="checkbox"/> Disaster management <input type="checkbox"/> Migration <input type="checkbox"/> International health agencies –World Health organizations, World health assembly, UNICEF, UNFPA, SIDA, US AID, DANIDA, DFID. AusAID etc <input type="checkbox"/> International health issues and problems <input type="checkbox"/> International nursing practice standards <input type="checkbox"/> International health vis-a vis national health <input type="checkbox"/> International health days and their significance
<p>V</p>	<p>15</p>	<p>Education and administration</p> <ul style="list-style-type: none"> <input type="checkbox"/> Quality assurance <input type="checkbox"/> Standards, Protocols, Policies, Procedures <input type="checkbox"/> Infection control; Standard safety measures <input type="checkbox"/> Nursing audit <input type="checkbox"/> Design of Sub-Centre/Primary Health Centre/Community health center <input type="checkbox"/> Staffing; Supervision and monitoring-Performance appraisal <input type="checkbox"/> Budgeting <input type="checkbox"/> Material management <input type="checkbox"/> Role and responsibilities of different categories of personnel in community health <input type="checkbox"/> Referral chain- community outreach services <input type="checkbox"/> Transportation <input type="checkbox"/> Public relations <input type="checkbox"/> Planning in-service educational programme and teaching <input type="checkbox"/> Training of various categories of health workers-preparation of manuals

<p>VI</p>	<p>10</p>	<p>Geriatric</p> <ul style="list-style-type: none"> <input type="checkbox"/> Concept, trends, problems and issues <input type="checkbox"/> Aging process, and changes <input type="checkbox"/> Theories of ageing <input type="checkbox"/> Health problems and needs <input type="checkbox"/> Psycho-physiological stressors and disorders <input type="checkbox"/> Myths and facts of aging <input type="checkbox"/> Health assessment <input type="checkbox"/> Home for aged-various agencies <input type="checkbox"/> Rehabilitation of elderly <input type="checkbox"/> Care of elderly <input type="checkbox"/> Elderly abuse <input type="checkbox"/> Training and supervision of care givers <input type="checkbox"/> Government welfare measures Programmes for elderly- Role of NGOs <input type="checkbox"/> Roles and responsibilities of Geriatric nurse in the Community
<p>VII</p>	<p>10</p>	<p>Rehabilitation</p> <ul style="list-style-type: none"> <input type="checkbox"/> Introduction: Concepts, principles, trends, issues, <input type="checkbox"/> Rehabilitation team <input type="checkbox"/> Models, Methods <input type="checkbox"/> Community based rehabilitation <input type="checkbox"/> Ethical issues <input type="checkbox"/> Rehabilitation Council of India <input type="checkbox"/> Disability and rehabilitation- Use of various prosthetic devices <input type="checkbox"/> Psychosocial rehabilitation <input type="checkbox"/> Rehabilitation of chronic diseases <input type="checkbox"/> Restorative rehabilitation <input type="checkbox"/> Vocational rehabilitation <input type="checkbox"/> Role of voluntary organizations <input type="checkbox"/> Guidance and counseling <input type="checkbox"/> Welfare measures <input type="checkbox"/> Role and responsibilities of community health nurse

<p>VIII</p>	<p>10</p>	<p>Community mental health</p> <ul style="list-style-type: none"> □ Magnitude, trends and issues □ National Mental Health Program- Community mental health program □ The Changing Focus of care □ The Public Health Model □ Case Management- Collaborative care □ Crisis intervention □ Welfare agencies □ Population at Risk □ The community as Client <ul style="list-style-type: none"> ● Primary Prevention ● Secondary prevention ● Tertiary Prevention □ Community based rehabilitation
		<ul style="list-style-type: none"> □ Human rights of mentally ill □ Substance use □ Mentally challenged groups <ul style="list-style-type: none"> ● Role of community health nurse
<p>IX</p>	<p>15</p>	<p>Occupational health</p> <ul style="list-style-type: none"> □ Introduction: Trends, issues, Definition, Aims, Objectives, Workplace safety □ Ergonomics and Ergonomic solutions □ Occupational environment- Physical, social, Decision making, Critical thinking □ Occupational hazards for different categories of people- physical, chemical, biological, mechanical, , Accidents, □ Occupational diseases and disorders □ Measures for Health promotion of workers; Prevention and control of occupational diseases, disability limitations and rehabilitation □ Women and occupational health □ Occupational education and counseling □ Violence at workplace □ Child labour □ Disaster preparedness and management □ Legal issues: Legislation, Labour unions, ILO and WHO recommendations, Factories act, ESI act □ Role of Community health nurse, Occupational health Team

Practical :

Total = 960 Hours

1 Week = 30 Hours

S.No.	Deptt./Unit	No. of Week	Total Hours
1	Urban and Rural community	17	510 Hours
2	School Health	3	90 Hours
3	International health	2	60 Hours
4	Administration(SC/PHC/CHC)	2	60 Hours
5	Occupational health	2	60 Hours
6	Community Mental Health	2	60 Hours
7	Home for aged and Hospice	2	60 Hours
8	Rehabilitation	2	60 Hours
	Total	32 Weeks	960 Hours

Categorization of practical activities:

Observed

- MCH office and DPHNO
- CHC/ First Referral Unit(FRU)
- Child guidance clinic
- Institute/Unit for mentally challenged
- District TB centre
- AIDS control society
- Filariasis clinic
- RCH clinic
- STD clinic
- Leprosy clinic
- Community based rehabilitation unit
- Cancer centers
- Palliative care
- Home of old age
- Mental health units
- De-addiction centres
- School health services
- Industry
- Selected industrial health centers
- ESI unit
- Municipality/ corporation office

Assisted

- Laparoscopic sterilization
- Vasectomy

COURSE TITLE: COMMUNITY HEALTH NURSING

COURSE CODE: MSCNUR213

- All clinics related to RCH
- Monitoring of national health and family welfare programmes

Performed

- Conduct various clinics
- School health assessment.
- Health survey.
- Health assessment
- Drug administration as per the protocols
- Treatment of minor ailments
- Investigating outbreak of epidemic.
- Screening for leprosy, TB and non-communicable disease
- Presumptive and radical treatment for Malaria.
- Counselling
- Report writing
- Referrals
- Writing a project proposal
- Material management- requisition for indent, condemnation, inventory maintenance,
- Training and Supervision of various categories of personnel
- Liaison with NGO's

Reference Books:

1. Samta Soni, National health programmes & policies, CBS Publishers, 1st edition, 2018.
2. K. Park, Preventive and social medicine, 24th edition, Bhanot publications, 2017.
3. Ceccy Correia, Comprehensive community health nursing, Jaypee, 2011.
4. S. Kamalam, Essentials in community health nursing practice, 3rd edition, Jaypee, 2017.
5. Bijaylakshmi Dash, A Comprehensive textbook of community health nursing, 1st edition, Jaypee, 2017.
6. AH. Suryakanta, Community medicine with recent advancements, 4th edition, Jaypee, 2016.
7. Kazmi & Khan, Basics in epidemiology & Biostatistics, 1st edition, Jaypee, 2015.
8. IASPM'S Textbook of community medicine, AM Khadari, 2nd edition, Jaypee, 2020.
9. Marcia Stanhope, Public health nursing, 8th edition, Jaypee, 2008.

Instruction for Paper setter:

Question papers shall be subjective type. The number of questions can be 5 to 7 depending upon the weightage given to each question.

