

UNIVERSITY OF JAMMU

(NAAC ACCREDITED A + GRADE UNIVERSITY)
Baba Sahib Ambedkar Road, Jammu-180006 (J&K)

NOTIFICATION

(23/Sept/Adp/79)

It is hereby notified for the information of all concerned that the Vice-Chancellor, in anticipation of the approval of the Competent Bodies, has been pleased to authorize the adoption of the revised Syllabi and Courses of Studies in **Bachelor of Technology (B.Tech.) in Electronics and Communication Engineering** for Semester III & IV under the **Credit Based System** as per the new AICTE Model Curriculum (as given in the Annexure) for the candidates of Govt./Pvt. Engineering Colleges affiliated with the University of Jammu for the Examinations to be held in the years indicated against each Semester as under:-

Branch	Semester	For the Examination to be held in the years
E&C	Semester-III	December 2023, 2024, 2025 and 2026
	Semester-IV	May 2024, 2025, 2026 and 2027

The Syllabi of the course are available on the University Website: www.jammuuniversity.in.

Sd/-
DEAN ACADEMIC AFFAIRS

No. F.Acd/III/23/10001-10011

Dated: 13/09/2023

Copy for information & necessary action to:-

1. Dean, Faculty of Engineering
2. Principal, GCET/MBSCET/BCET/YCET
3. C.A to the Controller of Examinations
4. Joint/Assistant Registrar (Exams Prof./Eval Prof./Confidential)
5. Incharge University Website

Supriya
13/Sept/23
Assistant Registrar (Academic)

SS
13/9/23

Tushar

18/09/23

UNIVERSITY OF JAMMU

**B.Tech Electronics & Communication Engineering 3rd Semester Examination to
be held in the year Dec 2023, 2024, 2025, 2026**

B.Tech 3rd Semester

Contact Hrs: 24

COURSE CODE	COURSE TYPE	COURSE TITLE	LOAD ALLOCATION			MARKS DISTRIBUTION		TOTAL MARKS	CREDITS	%CHANGE
			L	T	P	INTERNAL	EXTERNAL			
ECT1301	Professional Core Courses	Electronic Circuits- I	2	1	0	50	100	150	3	75%
ECT1302	Professional Core Courses	Digital Electronics	2	1	0	50	100	150	3	10%
ECT1303	Professional Core Courses	Signal and Systems	2	1	0	50	100	150	3	100%
EET2305	Engineering Science Course	Network Theory	2	1	0	50	100	150	3	0%
BST8301	Basic Science Course	Numerical Methods and Transform Calculus	2	1	0	50	100	150	3	5%
HMT7301	Humanities & Social Science & Management Course	Entrepreneurship and Business Strategies	2	1	0	50	100	150	3	15%
ECP1311	Professional Core Courses	Electronic Circuits- I Lab	0	0	2	50	0	50	1	75%
ECP1312	Professional Core Courses	Digital Electronics Lab	0	0	2	50	0	50	1	0%
MOC1311	Massive open online course	MOOCs	0	0	2	50	0	50	1	0%
TOTAL			12	6	6	450	600	1050	21	

B.Tech Electronics & Communication Engineering 3rd Semester Examination to be held in the year Dec 2023, 2024,2025, 2026

CLASS: B.E. 3RD SEMESTER
BRANCH: ELECTRONICS & COMMUNICATION ENGG.

Credits: 3			Marks Distribution	
Hours/ Week			Theory	Sessional
L	T	P	100	50
2	1	0		

COURSE NO: ECT1301
COURSE TITLE: ELECTRONIC CIRCUITS- I
DURATION OF EXAM: 3 HOURS

COURSE OUTCOMES	
At the end of the course student will be able to:	
CO1	Understand the use of hybrid parameters in designing low and high frequency amplifiers.
CO2	Identify the need for cascading, frequency response and different coupling methods of multistage amplifiers.
CO3	Identify the topology of feedback amplifiers and its need for feedback amplifiers
CO4	Identify and need of different types of tuned and power amplifiers using transistors and monolithic Ic's.

Detailed Syllabus

Section-A

Hybrid Parameters & Single stage Amplifier: Introduction. Two port network, hybrid model for CE, CC, CB configuration and their analysis, Single stage RC coupled Amplifier and its Analysis for various parameters, Analysis of transistor CE amplifier with & without emitter resistance, approximate model of h-Parameter, Amplifier and their analysis using h-parameters Miller theorem. Introduction to hybrid pie-model, relationship between h-parameters and hybrid pie-parameters, Current Gain with and without resistive load, single stage CE transistor amplifiers response. Numerical Problems (11 hrs)

Multistage Amplifiers: Need for cascading, method of coupling multistage amplifiers (RC coupling, DC coupling, transformer coupling), Frequency response of Multistage amplifiers. Analysis of Multistage RC Coupled Amplifier, Techniques for improving input resistance, Effect of emitter and bypass capacitors on the bandwidth and frequency response of a cascaded amplifiers. Square wave testing of an amplifier, Bandwidth of multistage amplifiers. Numerical Problems. (10 hrs)

Section-B

Feedback Amplifiers: Classification of amplifiers, Limitation of basic amplifier, Distortion in amplifier, need for feedback, Feedback concept, Advantages of negative feedback, Ways of introducing negative feedback in amplifiers, Gain with & without feedback, Effect of negative feedback on input, output resistance & bandwidth of the amplifiers, Their respective analysis for feedback amplifiers, Procedure for analysis of feedback amplifiers, Analysis of different Topologies of Feedback Amplifiers. Numerical Problems. (12 hrs)

Tuned and Power Amplifiers: General features of power transistor, Difference between power transistor & a voltage amplifier, Need for power amplifier, Classification of power amplifiers with necessary load lines concept & derivations (Efficiency, power dissipation), Class A, B & AB amplifier, their types & analysis, Transformer Coupled Audio Power Amplifier and Push-Pull Amplifier, Cross over distortion & its remedy, Determination of harmonic distortion, Monolithic power amplifier, Tuned amplifier-Introduction, Classification of tuned amplifiers (single tuned & double tuned) with respective analysis. (12 hrs)

RECOMMENDED BOOKS:

- | | |
|------------------------------|-----------------|
| 1. Integrated Electronics | Millman Halkias |
| 2. Electronics Devices | Bolystead |
| 3. Electronics Devices | Malvino Leach |
| 4. Microelectronics Circuits | Adel S. Sedra |

NOTE: There will be eight questions of 20 marks each, four from each section. Students are required to attempt five questions selecting at least two questions from each section. Use of Calculator is allowed.

Abidha

Salim

Sameer

**B.Tech Electronics & Communication Engineering 3rd Semester Examination to be held in the
year Dec 2023, 2024,2025, 2026**

CLASS: B.E. 3RD SEMESTER

Credits: 3

BRANCH: ELECTRONICS & COMMUNICATION ENGG.

Hours/ Week			Marks Distribution	
L	T	P	Theory	Sessional
2	1	0	100	50

COURSE NO: ECT1302

COURSE TITLE: DIGITAL ELECTRONICS

DURATION OF EXAM: 3 HOURS

COURSE OUTCOMES

At the end of the course student will be able to:

CO1	Understand the basic logic operations and combinational logic elements.
CO2	Design and analyze combinational circuits
CO3	Design and analyze synchronous/asynchronous sequential logic circuits
CO4	Formulate problems and simplify with state minimizing techniques.

Detailed Syllabus

Section-A

Number System, Radix conversion, Arithmetic with base other than ten, Binary codes – weighted/Non-weighted codes, alphanumeric code, Subtraction of signed/unsigned number. (07 hrs)

Logic Design: Logic Gates, Boolean algebra, Simplification of Boolean expressions, Minimization techniques, Karnaugh map (up to five variables), Quine Mc-Clusky method (11hrs)

Logic families and Characteristics: Fan in, Fan out, Propagation delay , Noise margin, RTL, DTL, Tristate TTL, ECL & CMOS families and their characteristics. (05 hrs)

Section-B

Combinational logic circuits: Half and Full Adders, Subtractors, BCD Adder, Comparators, Multiplexer, Realization of function using MUX, Demultiplexer, Decoder, Encoder, Priority encoders, Code converters, General problems, PLA, Design of combinational circuit using PLA & PAL. (10 hrs)

Sequential logic circuits: Synchronous and Asynchronous operation, Flip-Flops– R-S, J-K, D, T & Master-Slave flip-flop, Edge Triggered flip flop, Conversion of flip-flops, Shift register Analysis of asynchronous & synchronous sequential counter, Design of sequential logic circuits: Problem formulations, State minimization techniques. (12 hrs)

RECOMMENDED BOOKS:

- | | |
|---|--------------|
| 01. Digital Electronics | By R.P Jain |
| 02. Digital Electronics & Microcomputer | By R.K. Gaur |
| 03. Computer System Architecture | By M.M. Mano |

NOTE: There shall be total eight questions, four from each section. Each question carries 20 marks. Five questions will have to be attempted, selecting at least two from each section. Use of calculator is allowed.

Abinidhu

Jain

Gaur

**B.Tech Electronics & Communication Engineering 3rd Semester Examination to be held in the
year Dec 2023, 2024,2025, 2026**

B.E. 3RD SEMESTER

CREDITS: 3

BRANCH: ELECTRONICS & COMMUNICATION ENGG.

COURSE NO: ECT1303

COURSE TITLE: SIGNALS AND SYSTEMS

DURATION OF EXAM: 3

Hours/ Week			Marks Distribution	
L	T	P	Theory	Sessional
2	1	0	100	50

COURSE OUTCOMES	
At the end of the course student will be able to:	
CO1	Understand Mathematical description and representation of continuous and discrete time signals and systems
CO2	Characterize different types of signals and systems
CO3	Analyze system behaviour using time and frequency domain techniques. .
CO4	Compute the output of an LTI system given the input and the impulse response through convolution sum and convolution integral

Detailed Syllabus

Section-A

Representation / Classification of Signals and Systems: Continuous time signals –Discrete time signals – Representation of signals – Step, Ramp, Pulse, Impulse, Sinusoidal, Exponential signals, Operation on the signals – Classification of continuous time and discrete time signals – Periodic, Aperiodic, Deterministic, Random, Even, Odd, Energy and Power Signals – Continuous time and discrete time systems – Classification of systems –Properties of systems. **(12 hrs)**

Continuous Time Signal Representation / Analysis: Fourier series analysis –Representation of periodic signals in trigonometric and exponential forms – Fourier transform analysis of aperiodic signals – Spectral analysis of periodic and aperiodic signals– Parseval’s theorem for periodic and aperiodic signals. **(11 hrs)**

Section-B

Discrete Time Signal Representation / Analysis: Discrete time Fourier series – Discrete time Fourier transform – Spectrum of discrete time periodic and aperiodic signals –Parseval relations – Z transform – Properties and application to discrete time signal analysis – Inverse Z transform. **(10 hrs)**

Discrete Time Systems: LTI discrete time systems – Difference equation – Block diagram representation and reduction techniques – impulse response – Convolution Sum –Properties of discrete time LTI systems – Frequency response – Analysis of LTI system using Fourier and Z transform techniques. **(12hrs)**

BOOK RECOMMENDED:

- Fundamentals of Signals & Systems : Michael J Roberts
- Principles of Signal Processing & Linear System : B.P. Lathi
- Signals & Systems : Alan V. Oppenheim, Alan S. Willsky
- Signals & Systems : A. Anand Kumar
- Signals & Systems : Simon Haykin, Barry Van Veen

NOTE: There will be eight questions of 20 marks each, four from each section. Students are required to attempt five questions selecting at least two questions from each section. Use of Calculator is allowed.

Prasanna *Jain*

**B.Tech Electronics & Communication Engineering 3rd Semester Examination to be held in the
year Dec 2023, 2024,2025, 2026**

CLASS: B.E. 3RD SEMESTER
**BRANCH: ELECTRONICS & COMMUNICATION ENGG/
ELECTRICAL ENGGG**
COURSE NO: EET2305
COURSE TITLE: NETWORK THEORY
DURATION OF EXAM: 3 HOURS

CREDITS: 3

Hours/ Week			Marks Distribution	
L	T	P	Theory	Sessional
2	1	0	100	50

COURSE OUTCOMES

At the end of the course student will be able to:

CO1	Apply the knowledge of basic circuit law, dot convention and topological description of Electrical networks.
CO2	Acquire knowledge about the application of differential equation method and Laplace transform in electrical circuits.
CO3	Understand pole-zero configuration and determine parameters of two port network.
CO4	Understand concept and design of filters and synthesize circuits using Foster and Cauer forms.

Detailed Syllabus

Section-A

Conventions for describing networks: Reference directions for currents and voltages, Conventions for Magnetically Coupled Circuits, Circuit Topology. **(5 hrs)**

First order differential equation and Laplace Transformations: Differential equations as applied in solving networks, Application of initial conditions, evaluating initial conditions in networks. Laplace Transformations: Initial and final value theorems, convolution integral, convolution as summation, Solution of network problems with Laplace transformation. **(10 hrs)**

Network Functions-poles and zeroes: Ports or terminal pairs, Network functions for one port and two port networks, Poles and Zeros of network functions, Restriction on pole and Zero locations for driving point and transfer functions. Time domain behaviour from pole-Zero plot. **(8 hrs)**

Section-B

Two port parameters: Impedance, Admittance, transmission and hybrid parameters, Relationship between parameter sets, parallel, series & Cascade connection of two port Networks, Characteristics impedance of two port networks. **(10 hrs)**

Filters: Filter fundamentals, filter classification, Constant K & m Derived Filters, Design of filters. **(5 hrs)**

Network Synthesis: Synthesis problem formulation, properties of positive real functions. Hurwitz polynomials properties of RC, LC and RL driving point, functions. Foster and Cauer synthesis of LC, RL and RC circuits **(7hrs)**

RECOMMENDED BOOKS:

- | | |
|---|----------------------|
| 1. Network Analysis | Van Valkenberg |
| 2. Network Analysis & Synthesis | F.F. Kuo |
| 3. Introduction to Circuit Synthesis & Design | Temes & La Patra |
| 4. Fundamentals of Network Analysis & Synthesis | Perikari |
| 5. Network Theory & Filter Design | V. Atre |
| 6. Network analysis and Synthesis | Sudhakar Shyam Mohan |

NOTE: There will be eight questions of 20 marks each, four from each section. Students are required to attempt five questions selecting at least two questions from each section. Use of Calculator is allowed

Samer

Masidha Jais

**B.Tech Electronics & Communication Engineering 3rd Semester Examination to be held in the
year Dec 2023, 2024, 2025, 2026**

BRANCH: ELECTRONICS & COMMUNICATION ENGG/ ELECTRICAL ENGGG

CLASS: B.E. 3RD SEMESTER

**COURSE TITLE: NUMERICAL METHODS & TRANSFORM
CALCULUS**

COURSE CODE – BST8301

DURATION OF EXAM: 3 HOURS

CREDITS:3

Hours/ Week			Marks Distribution	
L	T	P	Theory	Sessional
2	1	0	100	50

COURSE OUTCOMES: -	
At the end of the semester the Student will be able to	
CO1	Develop skills in analyzing the methods of interpolating a given data
CO2	Find out the real roots of algebraic, transcendental equations and differential equations.
CO3	Determine the Laplace Transform, inverse Laplace transform of various functions
CO4	Understand the idea of Fourier transform, Fourier sine and cosine transform and their property.

Detailed Syllabus

Section -A

NUMERICAL METHODS

Finite and divided difference, Interpolation using Newton's and Lagrange's formulae. Solution of polynomial and transcendental equations – Newton-Raphson method, Iteration method and Regula-Falsi method. Numerical integration: Trapezoidal rule and Simpson's 1/3rd rule. **(12 hrs)**

Taylor's method, Picard's method, Euler and modified Euler's methods. Runge Kutta method of fourth order for solving first and second order equations. **(10 hrs)**

Section-B

LAPLACE TRANSFORM: Laplace Transform, Properties of Laplace Transform: Linear property, change of scale property, first shifting property, second shifting property, Multiplication & Division by t property, convolution property, Laplace transform of periodic functions, Laplace transform of derivatives. Finding inverse Laplace transform by different methods. Evaluation of integrals by Laplace transform, solving differential equations of higher order by Laplace Transform. **(12hrs)**

FOURIER TRANSFORM: Fourier Integrals, Fourier transforms, Fourier integral theorem, Fourier sine and cosine integrals, and their inverses. Properties of Fourier transforms. Application of Fourier transform to solve integral equations. Fourier sine and cosine integrals, and their inverses. **(11 hrs)**

Books Recommended:

N.P. Bali and M. Goyal,	A text book of Engineering Mathematics, Laxmi Publications
B.S. Grewal,	Higher Engineering Mathematics, Khanna Publishers, 2010.
Dr. Bhopinder Singh,	Engineering Mathematics III
Dr. Bhopinder Singh,	A textbook on Complex analysis and Numerical Methods, Kirti Publications.

NOTE: There will be eight questions of 20 marks each, four from each section. Students are required to attempt five questions selecting at least two questions from each section. Use of Calculator is allowed

Prabindha *Jain*

Samir

**B.Tech Electronics & Communication Engineering 3rd Semester Examination to be held in the
year Dec 2023, 2024,2025, 2026**

CLASS: B.E. 3RD SEMESTER

BRANCH: ELECTRONICS & COMMUNICATION ENGG /COMPUTER ENGG/COMPUTER SCIENCE &ENGG

CREDITS:3

COURSE NO: HMT7301

**COURSE TITLE: ENTREPRENEURSHIP AND BUSINESS
STRATEGIES**

DURATION OF EXAM: 3 HOURS

Hours/ Week

L	T	P
2	1	0

Marks Distribution

Theory	Sessional
100	50

<u>COURSE OUTCOMES</u>	
At the end of the course student will be able to:	
CO1	Understand in detail entrepreneurial skills and hence may opt entrepreneurship as a career option.
CO2	Understand women/social entrepreneur & legal forms of industrial ownership
CO3	Apply proper knowledge about lean startups, business pitching, business strategy, project initiation, execution and implementation.
CO4	Start their own SSI unit with adequate knowledge of schemes and policies for entrepreneurship development.

Detailed Syllabus

Section-A

Entrepreneurship: Definition and Types of entrepreneurs; Qualities of an entrepreneur; factors affecting entrepreneurship; Role of an entrepreneur in economic development; Difference between entrepreneur and manager; Barriers to entrepreneurship. **(8 hrs)**

New Generations of Entrepreneurship: Women Entrepreneur: Classification of Women Entrepreneur in India, Problems of Women Entrepreneur, steps for promoting women entrepreneurship; Social Entrepreneur: Problems and steps for promoting social entrepreneurship. **(8 hrs)**

Legal Forms of Industrial Ownership: Sole Proprietorship, Partnership, Joint Stock Company (Features, Merits and Demerits); Introduction to business models **(7 hrs)**

Section-B

Lean Startups: Introduction to lean startups and Business pitching, Concept, nature and importance of Business Strategy, Five Generic competitive strategy **(7 hrs)**

Starting a New Project/ Venture: Scanning the environment, product development and selection, project report preparation, project resourcing, project planning and scheduling using networking techniques of PERT/CPM (concepts only). **(8 hrs)**

Small Scale Industries and policies for entrepreneurship development:

Definition of small scale industries; objectives, Role of SSI in economic Development of India, SSI registration process; Schemes and Policies for entrepreneurship development. **(7 hrs)**

RECOMMENDED BOOKS:

- Fundamentals of Entrepreneurship: H. Nandan.
- Osterwalder, Alex and pigneur, Yves, Business model generation.
- Small scale industries and Entrepreneurship, Vasant Desai.
- Management of small scale Industries, Himalaya publishing house, Vasant Desai.
- Entrepreneurial Development: S S Khanka
- Entrepreneur Revolution: How to Develop your Entrepreneurial Mindset and Start a Business that works, Daniel Priestley
- Business Policy and Strategic Management, Azhar Kazmi

NOTE: There will be eight questions of 20 marks each, four from each section. Students are required to attempt five questions selecting at least two questions from each section. Use of Calculator is allowed.

Prabir Das

Prabir

**E.Tech Electronics & Communication Engineering 3rd Semester Examination to be held in the
year Dec 2023, 2024,2025, 2026**

CLASS: B.E. 3RD SEMESTER
BRANCH: ELECTRONICS & COMMUNICATION ENGG

CREDITS: 1

COURSE NO: ECP1311
COURSE TITLE: ELECTRONIC CIRCUITS- I LAB

Hours/ Week			Marks Distribution	
L	T	P	Theory	Sessional
0	0	2	0	50

COURSE OUTCOMES

At the end of the course student will be able to:

CO1	Plot H-parameters of transistor configuration and determine various hybrid parameters
CO2	Determine the gain and frequency response of single and multistage amplifiers.
CO3	Determine the gain and frequency response of feedback amplifiers.
CO4	Determine the frequency response of Class C tuned amplifier.

LIST OF PRACTICALS

1. Determination of h parameter from transistor characteristics Determination of h- parameter from CE/CB transistor characteristics.
2. Study of single stage RC coupled amplifier and to determine gain and bandwidth
3. Study of two stage RC coupled amplifier and determine of voltage gain with and without feedback and plot the frequency response.
4. To determine the effect of emitter and bypass capacitors on the bandwidth and frequency response of a single/ cascaded amplifiers.
5. To study the Square wave testing of an amplifier and find the percentage tilt in output response.
6. To study and determination of frequency response of Class-C tuned amplifier.
7. Study of complimentary symmetry push pull amplifier and determine its gain.
8. Study of Class B push pull amplifier and its determine gain.
9. To Identify the topology of feedback amplifier and determine its effect on the gain and Input/output resistance and bandwidth of the Amplifier.
10. To study and determine the output of monolithic power amplifiers.

NOTE: Each student has to perform atleast eight experiments. Additional Practical/Experiments will be performed based on the course content requirements.

Rabindhar

Joshi

[Signature]

**B.Tech Electronics & Communication Engineering 3rd Semester Examination to be held in the
year Dec 2023, 2024,2025, 2026**

CLASS: B.E. 3RD SEMESTER
BRANCH: ELECTRONICS & COMMUNICATION ENGG
COURSE NO: ECP1312
COURSE TITLE: DIGITAL ELECTRONIC LAB

CREDITS: 1

Hours/ Week			Marks Distribution	
L	T	P	Theory	Practical
0	0	2	0	75

COURSE OUTCOMES

At the end of the course student will be able to:

CO1	Implement and verify Boolean expressions using Logic Gates.
CO2	Design and implement various combinational circuits using digital IC's.
CO3	Design encoder / decoder using Logic Gates.
CO4	Design and implement various sequential circuits using digital IC's

LIST OF PRACTICALS

01. Verification of truth tables of Logical Gates AND / OR / NOT, NAND, NOR, EXOR, EXNOR, Gates.
02. Implementation of Boolean expression using AND, OR, NOT, NAND, & NOR logic.
03. Implementation of Decoder, Encoder using IC's & Gates.
04. To implement Half Adder, Half Subtractor, Full Adder, Full Subtractor using different IC's & Gates.
05. Implementation of multiplexer, Demultiplexer using IC's & gates.
06. Design of BCD to seven segment display using logical gates & IC's.
07. To design & verify truth table of Flip Flops.
08. To design various asynchronous counters using flip flops, gates & IC's.
09. To design various synchronous counters using flip flops, gates & IC's.
10. To design & verify truth tables of shift Registers.

NOTE: Each student has to perform atleast eight experiments out of which 40% shall be simulation based. Additional Practical / Experiments will be performed based on the course content requirements.

Rabindha *Solivi*

Sarner

B.Tech Electronics & Communication Engineering 3rd Semester Examination to be held in the year Dec 2023, 2024,2025, 2026

**CLASS: B.E. 3RD SEMESTER
BRANCH: ELECTRONICS & COMMUNICATION ENGG
COURSE TITLE: MOOC
COURSE NO: MOC1311**

CREDIT:1			Marks Distribution	
Hours/ Week			Theory	Practical
L	T	P		
0	0	2	0	50

MOOCS: A massive open online course (MOOC) is a model for delivering learning content to any person who wants to take a course by means of the web. It has been incorporated in the 3rd semester.

Breakup of Marks:

- **Attendance- 10 marks**
Students will have to visit the lab twice a week as per the time table and pursue their respective online course.
- **Report file- 15 marks**
A detailed report of about 20-25 pages has to be submitted to the department at the end of the semester. It should contain details about the course that was undertaken by the student. A copy of the assignments with solutions that have been uploaded on the MooC platform should also be included in the final report. A copy of the certificate if awarded should also be appended to the report.
- **Presentation- 15 marks.**
The presentation should be given to the peers/students focusing on the key points of the course with an aim to share the knowledge.
- **Certification-** The students must attach the MooC certificate of 30 hours with the report.

10 marks

Yabindha

Yabindha

Sameer

**B. Tech Electronics & Communication Engineering 4th Semester Examination to
be held in the year May 2024, 2025, 2026, 2027**

B.E 4th Semester

Contact Hrs: 25

COURSE CODE	COURSE TYPE	COURSE TITLE	LOAD ALLOCATIONS			MARKS DISTRIBUTION		TOTAL MARKS	CREDITS	%CHANGE
			L	T	P	INTERNAL	EXTERNAL			
ECT1401	Professional Core Courses	Communication Engineering-I	2	1	0	50	100	150	3	100%
ECT1402	Professional Core Courses	Electronic Circuits -II	2	1	0	50	100	150	3	80%
ECT1403	Professional Core Courses	Electromagnetic Field Theory	2	1	0	50	100	150	3	18%
ECT1404	Professional Core Courses	Digital Signal Processing	2	1	0	50	100	150	3	100%
EET2402	Engineering Science Courses	Control System	2	1	0	50	100	150	3	100%
MOC1401	Professional Core Courses	SWAYAM / NPTEL	3	0	0	100	0	100	3	100%
ECP1412	Professional Core Courses	Electronic Circuits-II Lab	0	0	3	75	0	75	1.5	80%
ECP1413	Professional Core Courses	MATLAB Programming	0	0	2	50	0	50	1	0%
NCC3401	Non-Credit Course	Cyber Ethics & Laws	2	0	0	Satisfactory / Un-satisfactory			Non-credit	0%
TOTAL			15	5	5	475	500	975	20.5	

Rabindra Jaiswal

Sameer

B.Tech Electronics & Communication Engineering 4th Semester Examination to be held in the year May 2024,2025, 2026,2027

CLASS: B.E. 4TH SEMESTER
BRANCH: ELECTRONICS & COMMUNICATION ENGG
COURSE NO: ECT1401
COURSE TITLE: COMMUNICATION ENGINEERING-I
DURATION OF EXAM: 3 HOURS

Hours/ Week			Credits: 3	
L	T	P	Theory	Sessional
2	1	0	100	50

COURSE OUTCOMES	
At the end of the course student will be able to:	
CO1	Apply statistical techniques to analyze random processes, such as calculating moments and power spectral density.
CO2	Analyze the impact of noise on communication system performance, such as signal-to-noise ratio and bit error rate
CO3	Recall the fundamental concepts and terminology related to communication engineering
CO4	Interpret the frequency spectrum and bandwidth requirements of modulated signals.
CO5	Evaluate the performance of analog and pulse modulated systems

Detailed Syllabus

Section-A

Random Variable & Processes: Probability, Random variable, Commulative Density Function Probability density function, Marginal Densities Variance, Tchebvycheff's inequality, Gaussian probability density, Rayleigh probability density, Central-limit theorem, Random process. **(12 hrs)**

Noise: Source of Noise, Type of Noise, Resistor Noise, Noise temperature, Probability of error, Optimum filter, White Noise, The matched filter, Probability of error of the matched filter **(10 hrs)**

Section-B

Continuous Wave Modulation:: Introduction to Communication Systems – Modulation – Types – Need for Modulation. Different types of Analog modulation. Principle of Amplitude Modulation DSB, SSB and VSB modulations. Modulator and Demodulator of AM DSB and SSB signals. FM Modulation, Representation of FM signals, Spectral characteristics of FM signals. Modulator using varactor diode and Demodulator of FM using Phase discriminator. Pre-emphasis and De-emphasis Comparison of AM and FM. Introduction to super heterodyne receivers. **(12 hrs)**

Pulse Modulation Techniques: Sampling Theorem, Types of Sampling, Principle, Generation and Detection of PAM, PWM, Quantization Process, PCM, Companding, Differential Pulse-Code Modulation, Delta Modulation, Adaptive Delta Modulation. **(10hrs)**

BOOK RECOMMENDED:

- | | | |
|-----|-----------------------------------|-----------------|
| 01. | Principle of Communication System | Taub & Shilling |
| 02. | Communication System | Haykin |
| 03. | Communication System | Singh & Sapre |
| 04. | Random Process | Peebles |
| 05. | Electronic Communication System | G.Kennedy |

NOTE: There will be eight questions of 20 marks each, four from each section. Students are required to attempt five questions selecting at least two questions from each section. Use of Calculator is allowed

Abinaya

Jalini

Samer

**B. Tech Electronics & Communication Engineering 4th Semester Examination to be held in the
year May 2024,2025, 2026,2027**

CLASS: B.E. 4TH SEMESTER

BRANCH: ELECTRONICS & COMMUNICATION ENGG

COURSE NO: ECT1402

COURSE TITLE: ELECTRONIC CIRCUITS- II

DURATION OF EXAM: 3 HOURS

Credits: 3

Hours/ Week			Marks Distribution	
L	T	P	Theory	Sessional
2	1	0	100	50

COURSE OUTCOMES

At the end of the course student will be able to:

CO1	Study of different types of oscillators and to find its gain and frequency.
CO2	Design of series, shunt, voltage regulators along with monolithic IC regulators..
CO3	Attain knowledge about the concepts of MOS and CMOS ICs
CO4	Attain knowledge about the concepts of NMOS and CMOS fabrication techniques.

Detailed Syllabus

Section - A

Sinusoidal Oscillators: Introduction, Necessity of oscillator, Gain with feedback, Barkhausen criteria, Requirements of oscillator, Types of oscillators, RC oscillators & phase shift oscillators, Wien bridge oscillators, LC oscillators, with necessary derivations to determine gain required for oscillation & frequency of oscillation, Amplitude & frequency stability of oscillators, Piezo electric effect, Crystal oscillators. Numerical Problems **(12 Hrs)**

Voltage Regulators: Introduction & necessity of voltage regulators, Difference between unregulated & regulated power supply, Factor affecting unregulated power supply, Stabilization, Basic representation of voltage regulators Type of voltage regulators-series & shunt voltage regulators, Series voltage regulators using emitter follower & its expressions for V_s & R_o , Pre-regulators, Short circuit protection-simple & fold back current limiting, Monolithic & IC regulators(78XX,79XX,LM317,LM337) and design, Switching Regulator. Numerical Problems. **(10 Hrs)**

Section-B

Fundamental MOS & its Characteristics: Overview of Classification of IC Technologies-Trades off, Necessity of CMOS IC, MOS structure, MOS System under different bias, Types and principles of MOSFETs, Threshold Voltage, Channel length modulation, substrate bias effect, Current voltage characteristics, Static and Dynamic characteristics, Resistive, Depletion and Enhancement load NMOS inverters, CMOS inverter-voltage transfer characteristics& design, logic threshold, Noise margins. Dynamic behaviour, transition time, Propagation Delay, Power Consumption. **(12 Hrs)**

P-Well & Twin-Tub processes, MOS layers, Combinational MOS Logic Design, Static MOS design, Complementary MOS, Ratioed logic, Pass Transistor logic, Complex nMOS & CMOS logic circuits, CMOS Transmission gate & Circuit design. Pseudo nMOS gates **(11 Hrs)**

BOOK RECOMMENDED:

- Integrated Electronics : Millman Halkais
- Electronics Devices : Bolystead
- Electronics Devices: Malvino Leach
- CMOS Digital Integrated Circuits-Analysis & Design : S.M. Kang & Y. Leblibici, TMH.
- Principles of CMOS VLSI Design: A System Perspective : NHE Weste & K. Eshraghian,
- Introduction to VLSI : Eshraghian & Pucknell, PHI.
- Op-Amps and Linear Integrated Circuits : Ramakant A. Gayakward

Abindef

Adin

Samer

NOTE: There will be eight questions of 20 marks each, four from each section. Students are required to attempt five questions selecting at least two questions from each section. Use of Calculator is allowed

B.Tech Electronics & Communication Engineering 4th Semester Examination to be held in the year May 2024,2025, 2026,2027

CLASS: B.E. 4TH SEMESTER

BRANCH: ELECTRONICS & COMMUNICATION ENGG

Credits: 3

Hours/ Week			Marks Distribution	
L	T	P	Theory	Sessional
2	1	0	100	50

COURSE NO: ECT1403

COURSE TITLE: ELECTROMAGNETIC FIELD THEORY

DURATION OF EXAM: 3 HOURS

COURSE OUTCOMES

At the end of the course student will be able to:

CO1	Attain knowledge about the vector analysis, coordinate system, electric and magnetic fields and calculation of flux density, potential and energy densities.
CO2	Analyse the Maxwell's equations and the wave propagation equation in free space and in different media.
CO3	Study the Transmission line and its parameters.
CO4	Solve for transmission line parameters at high frequencies and principles of impedance matching and Smith Chart.

Detailed syllabus

Section-A

ELECTROSTATICS: Rectangular, cylindrical, Spherical & polar coordinates system, Electric Field Intensity, Field due to line Charge, Sheet charge and Continues volume charge distribution, Electrostatic Potential, Potential gradient, Energy stored in an electrostatic field, Boundary conditions, Method of images, Energy density in electrostatics field, Electric field in dielectric media, Capacitance, Solution of Electrostatic problems using Poisson's & Laplace equation. (10 hrs)

MAGNETOSTATICS AND TIME VARYING FIELDS: Magnetic flux density, & Magnetic potential, Energy density in the magnetic field. Equation of continuity in time varying field, Uniform Plane wave and relation between E and H, Wave motion in perfect dielectric, Plane wave in Lossy dielectric, Propagation in good conduction, Polarization, Depth of penetration and Brewster angle, Reflection of uniform plane wave. (12hrs)

Section - B

TRANSMISSION LINE: Basic principles of T.L, Equivalent circuit of T.L, Basic transmission line equation, Input impedance, infinite T.L, Characteristics impedance (Z_0), Propagation constant, attenuation constant, Phase constant, open and short circuits T.L, Velocity, wavelength, Voltage and power on line. Distortion in line Reflection and its coefficient. (11hrs)

LINE AT HIGH FREQUENCIES: Line Equation, Waveform on line terminated in various impedances, SWR, & its relation with reflection coefficient. Impedance of short Circuit and open Circuit line. Characteristic of $\lambda/2$ & $\lambda/4$ lines. Principle of Impedance matching & use of Smith chart for impedance matching using $\lambda/4$ transformer & single stub. (12 hrs)

BOOK RECOMMENDED:

- | | | |
|-------------------------------------|----|---------------------|
| 01. Engineering Electromagnetic | By | Jseph A. Edminister |
| 02. Introduction to Electromagnetic | By | Griffith |
| 03. Engineering Electromagnetic | By | Jr. Hyat |
| 04. Network Line & Filters | By | J. D. Ryder |
| 05. Antenna & Wave Propagation | By | K. D. Prasad |

NOTE: There will be eight questions of 20 marks each, four from each section. Students are required to attempt five questions selecting at least two questions from each section. Use of Calculator is allowed

Prabindha

Salim

Samer

**B.Tech Electronics & Communication Engineering 4th Semester Examination to be held in the
year May 2024,2025, 2026,2027**

**CLASS: B.E. 4TH SEMESTER
BRANCH: ELECTRONICS & COMMUNICATION ENGG**

CREDITS: 3

**COURSE NO: ECT1404
COURSE TITLE: DIGITAL SIGNAL PROCESSING
DURATION OF EXAM: 3 HOURS**

Marks Distribution				
L	T	P	Theory	Sessional
2	1	0	100	50

<u>COURSE OUTCOMES</u>	
At the end of the course student will be able to:	
CO1	Interpret and analyse discrete time signals & system and its importance
CO2	Realization of Discrete linear systems
CO3	Compute DFT, FFT and its properties
CO4	Design FIR and IIR filters

Detailed Syllabus

Section-A

Discrete Time Signal & System:

Introduction and analysis of LTI system, Properties of LTI system, System described by difference equations, Correlation of discrete time system, Recursive & Non-recursive structures, Properties of Z-Transform, Evaluation of the Inverse Z-Transform. (12 hrs)

Realisation of Digital linear systems:

Introduction, Basic realisation Block diagram and signal flow graph, Basic structures for IIR systems; direct form-I, direct form- II, cascade form and parallel form realisation. Basic structure for FIR systems; direct form and cascade form realisation (11 hrs)

Section-B

Discrete & Fast Fourier Transform:

Introduction, Properties of DFT, Linear convolution using DFT, Circular convolution, Discrete time Fourier transform (DTFT), Fast fourier transform (FFT), FFT Algorithms–Decimation in time FFT algorithms & decimation in frequency algorithms, Computational consideration. (12 hrs)

Digital Filter Design:

Generation consideration, Design of FIR filter, Design of IIR filter-Impulse Invariant method, Bilinear transformation, Butterworth filter, Application of DSP, Radar, Image processing. (10 hrs)

RECOMMENDED BOOKS:

- | | |
|-----------------------------|-------------------------------|
| • Digital Signal Processing | S. Salivaharan |
| • Digital Signal Processing | John G. Proakes |
| • Digital Signal Processing | A.V Oppenheim and R.W.Schafer |

NOTE: There will be eight questions of 20 marks each, four from each section. Students are required to attempt five questions selecting at least two questions from each section. Use of Calculator is allowed

Prabir Das

Samer

**B.Tech Electronics & Communication Engineering 4th Semester Examination to be held in the
year May 2024,2025, 2026,2027**

CLASS: B.E. 4TH SEMESTER

CREDITS: 3

BRANCH: ELECTRONICS & COMMUNICATION ENGG

COURSE NO: EET2402

Marks Distribution

COURSE TITLE: CONTROL SYSTEM

L	T	P	Theory	Sessional
2	1	0	100	50

DURATION OF EXAM: 3 HOURS

COURSE OUTCOMES:	
At the end of the course student will be able to:	
CO1	Understand linear control system and mathematical modeling of physical systems
CO2	Understand the concept of time domain analysis of control system and the operational characteristics of various control system components.
CO3	Analyze frequency domain analysis using different stability criterions.
CO4	Design compensation techniques using different plots and understand the concept of Feedback Controllers.

Detailed Syllabus

Section-A

Introduction to Linear Control System: Control, Types of Control systems, Feedback and its effects, Mathematical modeling of physical systems. **(5 hrs)**

System Representation: Block diagrams, Transfer functions, Signal flow graphs. **(5hrs)**

Time domain analysis: Time domain analysis of first & second order Control systems. Typical test signals for time response of control systems, time domain performance of first and second order control systems, (steady state response and transient response). **(10 hrs)**

Control Components: AC and DC servomotors, ac tachometer, synchro transmitter and receiver, synchro pair as control transformer, ac and dc position control system, stepper motor, magnetic amplifier and adaptive control. **(5 hrs)**

Section-B

Frequency Domain Analysis : Stability characteristic equation, stability of linear time invariant systems, Routh-Hurwitz stability, Polar plot, Nyquist Criterion, Bode Plot, Root Locus plot **(12 hrs)**

Compensation Techniques: Phase lead, Lag and Lead-Lag Compensation and their design using Bode plot and root locus techniques, Introduction to P, PI and PID controllers. **(8 hrs)**

RECOMMENDED BOOKS:

Modern Control Engineering :	K.Ogatta
Automatic Control Systems:	B.C. Kuo
Control System Engineering:	Nagrath and Gopal

NOTE: There shall be total eight questions, four from each section. Each question carries 20 marks. Five questions have to be attempted, selecting at least two from each section. Use of calculator is allowed

Basindha Jain

Sameer

**B.Tech Electronics & Communication Engineering 4th Semester Examination to be held in the
year May 2024,2025, 2026,2027**

CLASS: B.E. 4TH SEMESTER
BRANCH: ELECTRONICS AND COMMUNICATION ENGG.

Credits: 1.5

COURSE NO: ECP1412
COURSE TITLE: Electronic Circuits -II LAB

Hours/ Week			Marks Distribution	
L	T	P	Theory	Sessional
0	0	2	0	75

COURSE OUTCOMES


At the end of the course student will be able to:

CO1	Determine the output and frequency response of Colpitts, Clap,Hartley, Wein bridge oscillator.
CO2	Designing of voltage regulator using Zener, transistor and monolithic IC. Find its output voltage and output resistance.
CO3	To attain the knowledge of the fundamentals of MOS devices.
CO4	To study and design MOS/CMOS complex logic circuits.

LIST OF PRACTICALS

01. Design & determination of stability factor series of Zener shunt Regulator / IC Regulator.
02. Study and design of Series and Shunt Voltage Regulator voltage regulator. Find their regulation
03. Study and design of IC regulators using IC 78XX, 79XX, LM317 and LM337
04. Study of Colpitt, Hartley and Clapp Oscillators Determine the frequency of Oscillations/output waveform and find % error in the frequency generation
05. Study of Wein bridge and Phase shift Oscillators. Determine the frequency of Oscillations/output waveform and find % error in the frequency generation
06. Plot & Study of MOSFET (Depletion/Enhanced) Characteristics. Determine its parameters
07. Plot & Study of CMOS (PMOS and NMOS) Characteristics. Determine its parameters
08. Design of PCB for a given circuit.

NOTE: Each student has to perform at least six experiments. Additional Practical / Experiments will be performed based on the course content requirements.



**B. Tech Electronics & Communication Engineering 4th Semester Examination to be held in the
year May 2024,2025, 2026,2027**

CLASS: B.E. 4TH SEMESTER
BRANCH: ELECTRONICS AND COMMUNICATION ENGG

COURSE NO: ECP1413
COURSE TITLE: MATLAB PROGRAMMING

Hours/ Week			Credits: 1	
L	T	P	Theory	Sessional
0	0	2	0	50

COURSE OUT COMES:

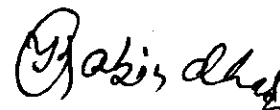
Students will be able to

CO1	Perform various arithmetic calculations.
CO2	Find importance of this software for generating equations of vectors and other mathematical expressions.
CO3	Articulate importance of software's in creating and printing simple,2D &3D plots and execution functions
CO4	Do various library blocks and their interconnections

LIST OF EXPERIMENTS:

1. Study of arithmetic, exponential, Logarithmic, Trigonometric, complex number calculation.
2. To generate equation of straight line, Geometric series, points on circle, multiply, divide and exponential vectors.
3. To create and print simple plots and execution of functions.
4. To generate matrices and vectors, array operations, inline functions anonymous functions etc.
5. To generate functions like execution a control statements using function, global variable and structures.
6. To generate 2D, 3D plots.
7. Study of various library blocks and their interconnection using simulation techniques.

NOTE: Each student has to perform all the aforementioned Practical / Experiments. Additional Practical / Experiments will be performed based on the course content requirements.



**B.Tech Electronics & Communication Engineering 4th Semester Examination to be held in the⁵
year May 2024,2025, 2026,2027**

**CLASS: B.E. 4TH SEMESTER
BRANCH: ELECTRONICS AND COMMUNICATION ENGG**

**COURSE NO: MCQ1401
COURSE TITLE: SWAYAM / NPTEL**

Hours/ Week			Credits: 1	
L	T	P	Marks Distribution	
			Theory	Sessional
3	0	0	100	-


The department shall offer the SWAYAM / NPTEL course (12 weeks) out of the list of courses offered by SWAYAM around the time of commencement of the semester. However, the selected NPTEL course should not be similar to the regular courses offered as a part of the department curriculum.

The overall monitoring of the NPTEL course will be under the supervision of the teacher incharge of the department.

The NPTEL/SWAYAM certification course comprises of Assignments (25%) and Proctor Examination (Online examination MCQ's based = 75%) conducted at the end of the semester by IIT Madras as per the schedule.

The marks obtained by the student in the NPTEL/SWAYAM certification course will be tabulated by the concerned department.

NOTE: In case the student does not pass the certification exam or remains absent in the proctor examination, no certificate will be given to the candidate by the NPTEL and the student will be deemed to have failed in the course. The examination of the said NPTEL course will be taken by the department concerned in the next semester under the supervision of Examination Cell of GCET Jammu. The paper will be of 75 marks and assignment marks will be carried forward from the previous semester.



**B.Tech Electronics & Communication Engineering 4th Semester Examination to be held in the
year May 2024,2025, 2026,2027**

BRANCH: ELECTRONICS AND COMMUNICATION ENGG/CIVIL ENGINEERING

CLASS: 4th SEMESTER

COURSE NO: NCC3401

COURSE TITLE: CYBER ETHICS & LAWS

CREDITS: 0

L	T	P	Marks
2	-	-	Satisfactory/ Un-satisfactory

COURSE OUTCOMES

At the end of the course student will be able to:

CO1	Understand the basic concepts of Cyber Ethics &Laws.
CO2	Understand about the constitutional and Human Rights Issues in Cyber space
CO3	Understand Cyber Crimes and Legal Framework
CO4	Understand about the limitations and current issues in the area.

Section -A

Ethics in Cyber Space, Core Values and Virtues, Dimensions of Cyber Ethics in Cyber Society, Cyber Ethics by Norms, Laws and Relations, Principle & Significance of Cyber Ethics, Ethics in Information Society.

Computer and its impact in Society, Overview of Computer and Web Technology, what are Cyber Laws, Need for Cyber Laws, Cyber Jurisprudence at International and Indian Level.

Section B

Objectives, Importance of Cyber Laws, Right to Access Cyberspace-Access to internet, Right to privacy, Right to data protection, Advantages and Disadvantages

Cyber Crime against Individual, Institution and State, Types of Cyber Crimes, Cyber Crimes and Legal Framework

Limitations and Current Issues relating Cyber Ethics & Cyber Laws in the Society

- Cyber Laws :Justice Yatindra Singh
- Cyber Laws and Crimes Simplified :Adv. Prasant Mali
- Cyber Ethics 4.0 :Christoph Stuckelberger and Pavan Duggal

NOTE: This is a Mandatory Non-Credit Course. Two objective papers will be conducted internally by the department. The students are required to score at least 40% or above in totality to be considered qualified in the course.